



EARLY INTERVENTION SYSTEM

4th Quarter 2024

San Francisco Police Department

1245 3rd Street

San Francisco, Ca 94158

www.sanfranciscopolice.org





Table of Contents

Preface.....	3
EIS Alert	4
Review Process by EIS Unit.....	4
Indicator Points	5
Executive Summary	6
4th Quarter 2024 Alerts	7
Interventions.....	9
Central Station	10
Southern Station	11
Bayview Station	12
Mission Station	13
Northern Station	14
Park Station.....	15
Richmond Station	16
Ingleside Station	17
Taraval Station	18
Tenderloin Station	19
Airport Bureau	20
Specialized Units/Details	22
Comprehensive Data	31



Preface

The San Francisco Police Department's Early Intervention System (EIS) is a structured system that identifies patterns of potential at-risk behaviors of individual SFPD members. An EIS alert is generated when a member reaches a specific number of Indicator Points in a predefined time period. The alert generated by the EIS Unit should not be misconstrued as misconduct, but rather an indication of a potential pattern of behavior. The intent of the system is to provide **non-disciplinary intervention** to assist our members in their professional development in order to provide the highest level of service and satisfaction to the public (Outlined in DGO 3.19).

It is the policy of the Department to provide for the protection and confidentiality of the EIS records maintained by the Department that are peace officer personnel records under 832.7 PC.

This report is produced on a quarterly basis by the EIS Unit and presented to the Police Commission. The report contains data regarding current EIS alerts and historical data for comparison.

While an officer's Use of Force (UOF) is one of several performance Indicator Points utilized by EIS, the EIS Quarterly Report is not a review of UOF, nor does it purport to be. The data contained in the report has not undergone statistical analysis and is presented prima facie, without conclusions. However, any follow-up made by supervisors or through intervention is meant to ensure members comply with department policy and is intended to break a pattern of behavior. Additional data (e.g., number of calls for service, district demographics, etc.) is presented to provide context for the report, and no correlations between the data and the EIS alert are explicitly made or should be inferred.



EIS Alert

An **EIS Alert** is generated when a member reaches a specific number of Indicator Points in a predefined time period. The Administrative Investigations Management (AIM) application generates alerts each month. After the alerts are reviewed by analysts for errors and duplicate incidents, the validated alerts are then forwarded to the EIS Sergeant every other month for review.

Within a 3-Month Period	<ul style="list-style-type: none"> • 3 or more documented Use of Force incidents
Within a 6-Month Period	<ul style="list-style-type: none"> • 5 or more Indicator Points • 3 or more Department of Police Accountability (DPA) complaints
Within a 1-Year Period	<ul style="list-style-type: none"> • 6 or more Indicator Points • 4 or more Department of Police Accountability (DPA) complaints
Automatic Alert	<ul style="list-style-type: none"> • A principal in an Officer-Involved Shooting (OIS) or Officer-Involved Discharge (OID)

Review Process by EIS Unit

Step	Process
Step 1	Alerts are generated every month and then sent out to stations and units every two months. At the end of each two-month period, alerts are verified by analysts and then forwarded to the EIS Sergeant for review. If an officer has alerts for both months in this period, the most recent alert is forwarded to the EIS Sergeant.
Step 2	<p>The EIS Sergeant reviews each alert to determine if it should be closed administratively. The EIS Sergeant examines the alert for patterns of at-risk behavior. (Examples of at-risk behavior include, but are not limited to: excessive force without attempts of de-escalation; unprofessional language; racial profiling, etc.)</p> <p>The EIS Sergeant may move to close the alert administratively if the following criteria exists: a recent EIS Alert evaluation has been already completed, there was no pattern of at-risk behavior observed, and there were minimal Indicator Points since the last EIS Alert evaluation.</p>
Step 3	If the EIS Sergeant supports closing an alert administratively, it will be forwarded to the Officer-in-Charge (OIC) of the Legal Division. The OIC of the Legal Division will make the final decision for administratively closing an alert.
Step 4	If there is no cause to administratively close an alert, the alert, along with documentation related to the indicator points (e.g., DPA complaints, tort claims, civil suits, etc.) will be sent to the officer's supervisor for review. The officer's supervisor will conduct a Performance Review to determine if the alert indicates at-risk behavior.
Step 5	The completed Performance Review is forwarded to the EIS Unit for review. If the Performance Review determined that the alert did not show a pattern of at-risk behavior, and the EIS Sergeant concurs, the alert is forwarded to the OIC of the Legal Division for final determination to close the alert. If the Performance Review determined a pattern of at-risk behavior did exist, the EIS Sergeant would assist the supervisor in determining the next course of action. In the event the EIS Sergeant does not agree with the supervisor's conclusion, the EIS Sergeant would confer with the OIC of the Legal Division for additional review and action.
Step 6	If an intervention is deemed necessary, the EIS Sergeant will assist the officer's supervisor with creating an intervention plan for the officer. After the intervention is initiated, the EIS Sergeant will follow up with the supervisor at 90 days, 180 days and the 1-year mark.
Step 7	At the 1-year mark, the officer's supervisor will conduct a final Performance Review and decide if the officer completed the intervention satisfactorily. If so, the alert will be sent to the OIC of the Legal Division to determine if the alert will be closed. If the officer's supervisor determines the officer's performance was less than satisfactory in their intervention, the EIS Unit would confer with the supervisor to develop another intervention plan until the officer completes the intervention satisfactorily.



Indicator Points

Indicator Points¹ are factors tracked in EIS that are given a numerical value to allow for scoring. Each Indicator Point is one point.

Abbrev	Indicator	Description
UOF	Use of Force	Any application of a reportable Use of Force is counted as one Indicator Point. Applications of different types of force by the same officer during the same incident will only have a single Indicator Point assigned.
DPA	Department of Police Accountability	The mission of the Department of Police Accountability is to investigate complaints promptly, fairly and impartially against San Francisco police officers. An individual complaint received by DPA is assigned as one Indicator Point.
CS	Civil Lawsuit	If a member is named in a civil lawsuit filed against the City & County of San Francisco, one Indicator Point is assigned.
OIS	Officer-Involved Shooting	An officer's intentional discharge of a firearm to stop a threat — whether or not physical injury or death results — shall be investigated as an Officer-involved Shooting. A negligent discharge that results in the injury or the death of a person shall also be investigated as an officer-involved Shooting. Members involved in an OIS are automatically placed on an EIS Alert.
OID	Officer-Involved Discharge	The discharge of a firearm intended to kill an animal posing an imminent threat or an officer's unintended discharge of a firearm that does not cause injury or death to a person also falls into the classification of officer-involved discharge. Members involved in an OID are automatically placed on an EIS Alert.
ODC	On Duty Collision	If a member is involved in a vehicle collision on duty while operating a department vehicle or operating a privately owned vehicle that has been authorized for official use, the incident will be assigned one Indicator Point.
EEO	Equal Employment Opportunity	Any complaints or violations of department policy under General Order 11.07 (Discrimination and Harassment) are investigated by the EEO Unit. Each complaint received is assigned one Indicator Point.
IAD	Internal Affairs Division	If an officer is a named member in an IAD investigation, the event is assigned one Indicator Point.
TC	Tort Claim	A tort claim is a case filed with the City & County of San Francisco claiming a wrongful act by a city employee which resulted in an injury to another person or person's property. If a member is named in a tort claim, the incident is assigned one Indicator Point.
VP	Vehicle Pursuit	If an officer is the operator of a vehicle involved in a vehicle pursuit, one Indicator Point is assigned.

¹ If a member is involved in an incident where multiple points could be accrued, only one-point value will be counted. Numerical points begin from the date of the most recent indicator entry; time is calculated on a rolling basis.



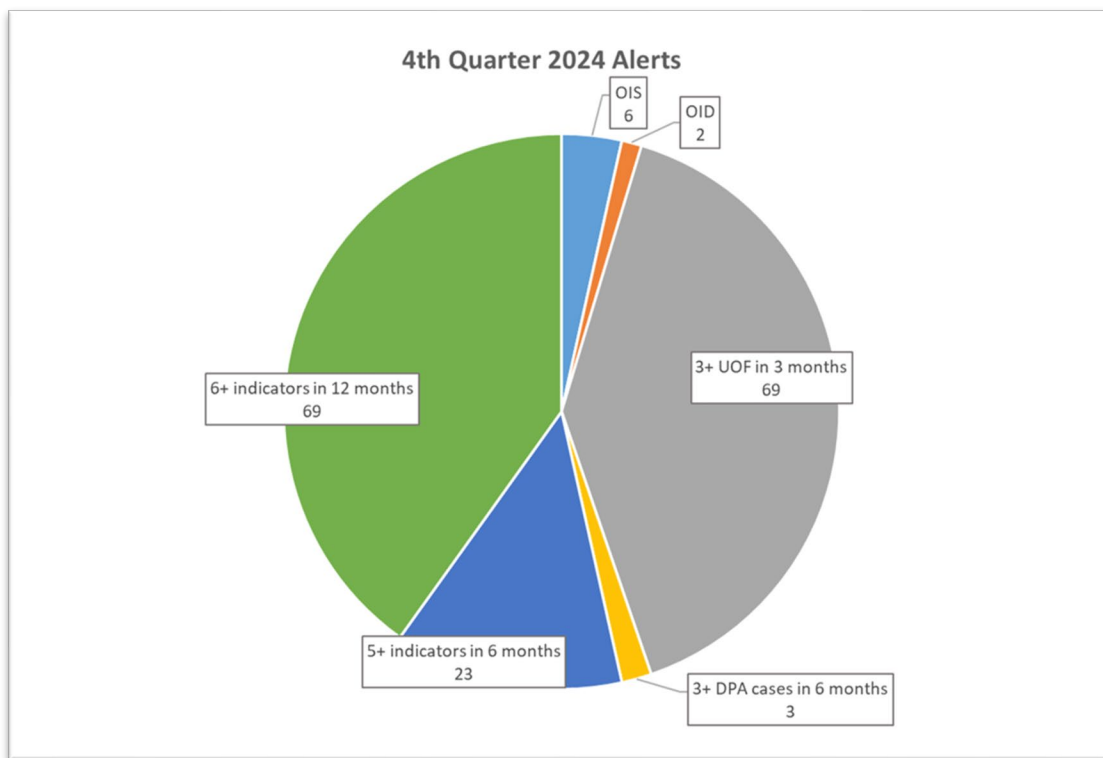
Executive Summary

- EIS Alerts
 - 4th Quarter 2023: 206
 - 4th Quarter 2024: 172
 - A decrease of 16.5%*
- EIS Indicator Points
 - 4th Quarter 2023: 806
 - 4th Quarter 2024: 685
 - A decrease of 15.0%*
- 129 Members (7% of active sworn) generated at least one alert in Q4 2024.
- Starting in September 2024, Northern and Tenderloin Police Stations were chosen to pilot a new data-driven early intervention system called First Sign. For members at these stations, alerts will be generated by First Sign and later compared to traditional threshold-based alerts for comparison and analysis.
- 420 manual alerts were generated by combining the Use of Force data in Benchmark Analytics all other EIS indicators in AIM. Alerts were retroactively calculated manually due to the ongoing, significant data gap between Benchmark Analytics and its AIM database since May 2024. Alert and indicator tables for the two previously affected quarters (Q2 and Q3 2024) have also been retroactively updated.



4th Quarter 2024 Alerts

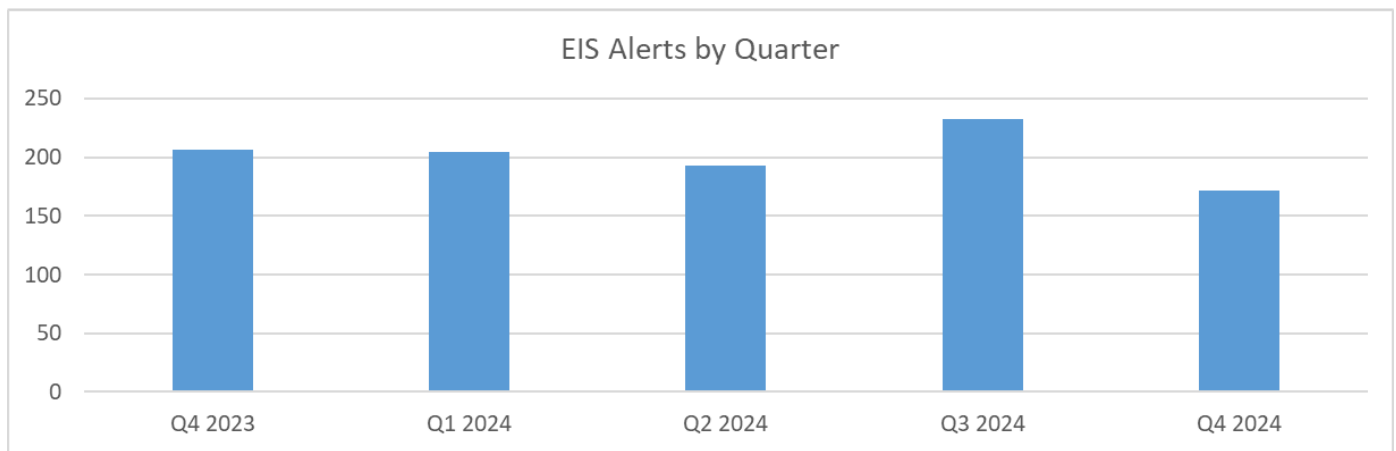
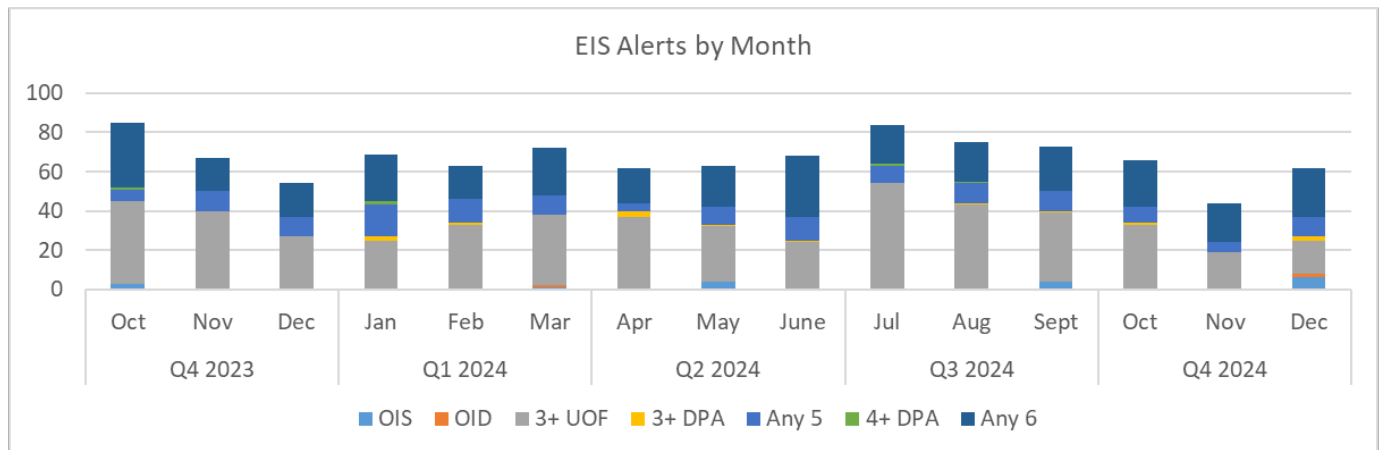
4 th Quarter 2024 Alerts	
OIS	6
OID	2
3+ UOF within 3 months	69
3+ DPA within 6 months	3
5+ indicators within 6 months	23
4+ DPA within 12 months	0
6+ indicators within 12 months	69
Total	172



Members Receiving Alerts		
4 Members	3 Alerts	4 x 3 = 12 Alerts
35 Members	2 Alerts	35 x 2 = 70 Alerts
90 Members	1 Alert	90 x 1 = 90 Alerts
129 Members	At Least 1 Alert	172 Alerts



EIS Alerts by Month										
		OIS	OID	3+ UOF	3+ DPA	Any 5	4+ DPA	Any 6	Monthly Total	Quarterly Total
Q4 2023	Oct	3	0	42	0	6	1	33	85	206
	Nov	0	0	40	0	10	0	17	67	
	Dec	0	0	27	0	10	0	17	54	
Q1 2024	Jan	0	0	25	2	16	2	24	69	204
	Feb	0	0	33	1	12	0	17	63	
	Mar	1	1	36	0	10	0	24	72	
Q2 2024	Apr	0	0	37	3	4	0	18	62	193
	May	4	0	28	1	9	0	21	63	
	Jun	0	0	24	1	12	0	31	68	
Q3 2024	Jul	0	0	54	0	9	1	20	84	232
	Aug	0	0	43	1	10	1	20	75	
	Sept	4	0	35	1	10	0	23	73	
Q4 2024	Oct	0	0	33	1	8	0	24	66	172
	Nov	0	0	19	0	5	0	20	44	
	Dec	6	2	17	2	10	0	25	62	





Interventions

Interventions are initiated after a member's supervisor and the EIS Unit agree that action needs to be taken with a member to prevent further at-risk behavior that may lead to negative outcomes.

Active Interventions		Closed Interventions	
0		1	
Types of Interventions			
Counseling by an Immediate Supervisor	<ul style="list-style-type: none">• Creating a physical and/or electronic calendar to improve time management• Scheduling in-service training offered by the Academy or outside agency• Reviewing DGOs and Department Bulletins with member		
Training	<ul style="list-style-type: none">• POST Learning Portal• Supervisor responds and monitors member on calls for service• One-on-one session with Instructors at the Academy		
Peer Officer Support Program	<ul style="list-style-type: none">• Supervisory or self-initiated referrals to Employee Assistance Program (EAP) or Behavioral Science Unit (BSU)		
Reassignment	<ul style="list-style-type: none">• Reassignment to another station or unit will be used only when absolutely necessary for the welfare of the member and the Department		



Central Station

Part 1 Violent Crimes & Part 1 Property Crimes Trailing 12 Mo (Jan 2024 – Dec 2024)

Part 1 Violent Crimes	524
Part 1 Property Crimes	4,939
TOTAL	5,463

Central Station observed a 34% decrease in the number of alerts from Q3 2024 to Q4 2024.

Citywide Calls for Service (Jan 2024 – Dec 2024)

Calls for Service	12.7%
-------------------	-------

EIS Alerts

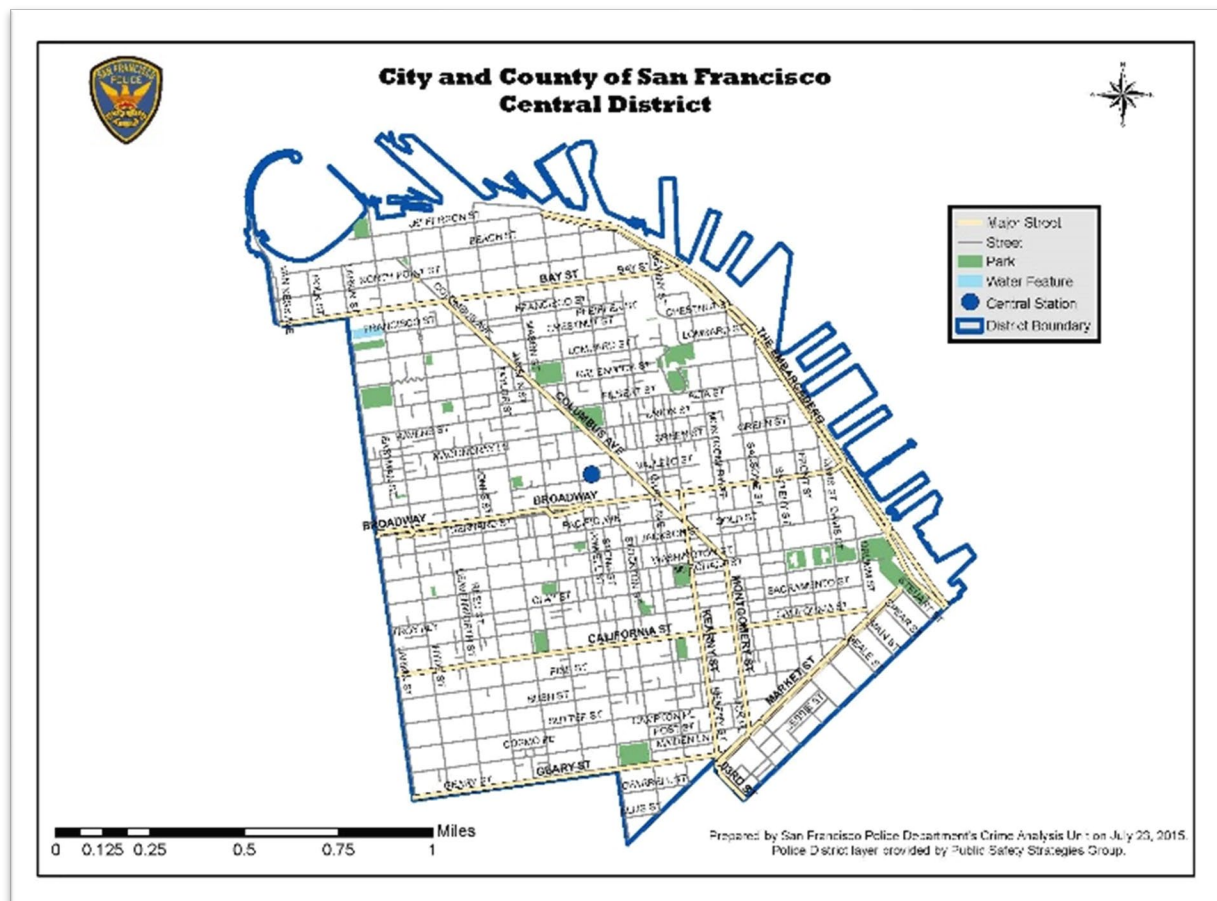
	OIS	OID	3+ UOF	3+ DPA	Any 5	4+ DPA	Any 6	TOTAL
Q3 2024	0	0	21	1	4	0	5.5	31.5
Q4 2024	4	1	9.5	1	3	0	2	20.5



Captain Ja Han Kim

Indicator Points

	OIS	OID	UOF	DPA	IAD	EEO	Civil Suits	Tort Claims	Vehicle Pursuits	On Duty Collision	TOTAL
Q3 2024	0	0	71	13	2	0	0	0	0	6	92
Q4 2024	5	1	35	0	0	0	0	0	0	0	41





Southern Station

Part 1 Violent Crimes & Part 1 Property Crimes Trailing 12 Mo (Jan 2024 – Dec 2024)

Part 1 Violent Crimes	605
Part 1 Property Crimes	2,846
TOTAL	3,451

Southern Station observed a 15% decrease in the number of alerts from Q3 2024 to Q4 2024.

Citywide Calls for Service (Jan 2024 – Dec 2024)

Calls for Service	11.6%
-------------------	-------

EIS Alerts

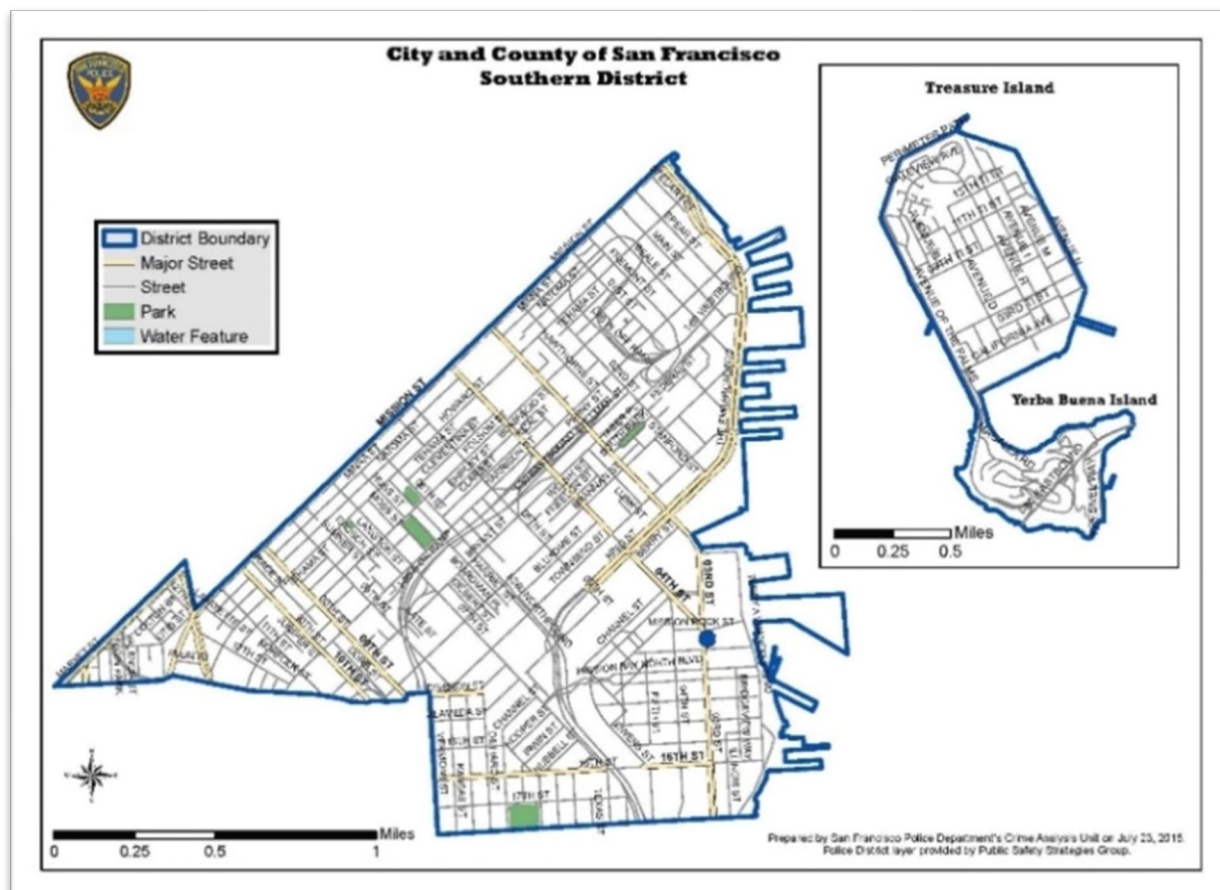
	OIS	OID	3+ UOF	3+ DPA	Any 5	4+ DPA	Any 6	TOTAL
Q3 2024	0	0	11.66	1	5	1	5.5	24.16
Q4 2024	1	0	7	0	5	0	7.5	20.5



Captain Luke Martin

Indicator Points

	OIS	OID	UOF	DPA	IAD	EEO	Civil Suits	Tort Claims	Vehicle Pursuits	On Duty Collision	TOTAL
Q3 2024	0	0	47	28	1	0	0	0	0	0	76
Q4 2024	1	0	41	14	4	0	0	5	0	3	68





Bayview Station

Part 1 Violent Crimes & Part 1 Property Crimes Trailing 12 Mo (Jan 2024 – Dec 2024)

Part 1 Violent Crimes	521
Part 1 Property Crimes	2,337
TOTAL	2,858

Bayview Station observed a 27% decrease in alerts from Q3 2024 to Q4 2024.

Citywide Calls for Service (Jan 2024 – Dec 2024)

Calls for Service	10.2%
-------------------	-------



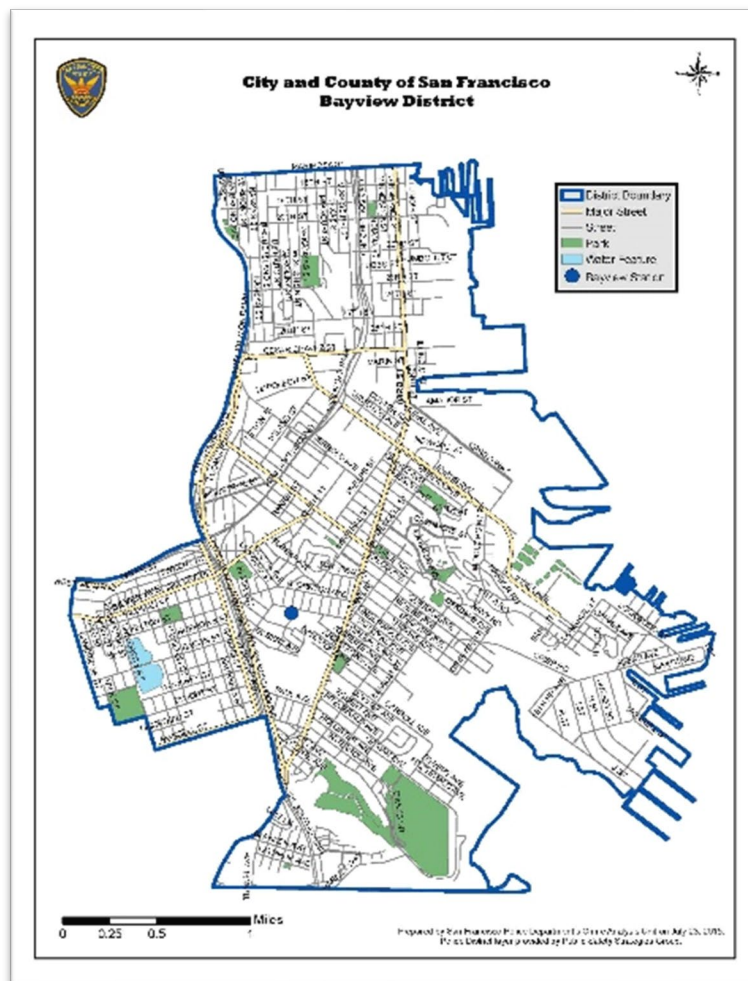
EIS Alerts

	OIS	OID	3+ UOF	3+ DPA	Any 5	4+ DPA	Any 6	TOTAL
Q3 2024	0	0	3	0	3	1	2	9
Q4 2024	0	0	3	0	1	0	2.5	6.5

Captain Michael Koniaris

Indicator Points

	OIS	OID	UOF	DPA	IAD	EEO	Civil Suits	Tort Claims	Vehicle Pursuits	On Duty Collision	TOTAL
Q3 2024	0	0	36	10	2	0	0	1	0	4	53
Q4 2024	0	0	24	6	1	0	0	2	0	2	35





Mission Station

Part 1 Violent Crimes & Part 1 Property Crimes Trailing 12 Mo (Jan 2024 – Dec 2024)

Part 1 Violent Crimes	861
Part 1 Property Crimes	3,779
TOTAL	4,640


Mission Station observed a 13% decrease in alerts from Q3 2024 to Q4 2024.

Citywide Calls for Service (Jan 2024 – Dec 2024)

Calls for Service	14.2%
-------------------	-------

EIS Alerts

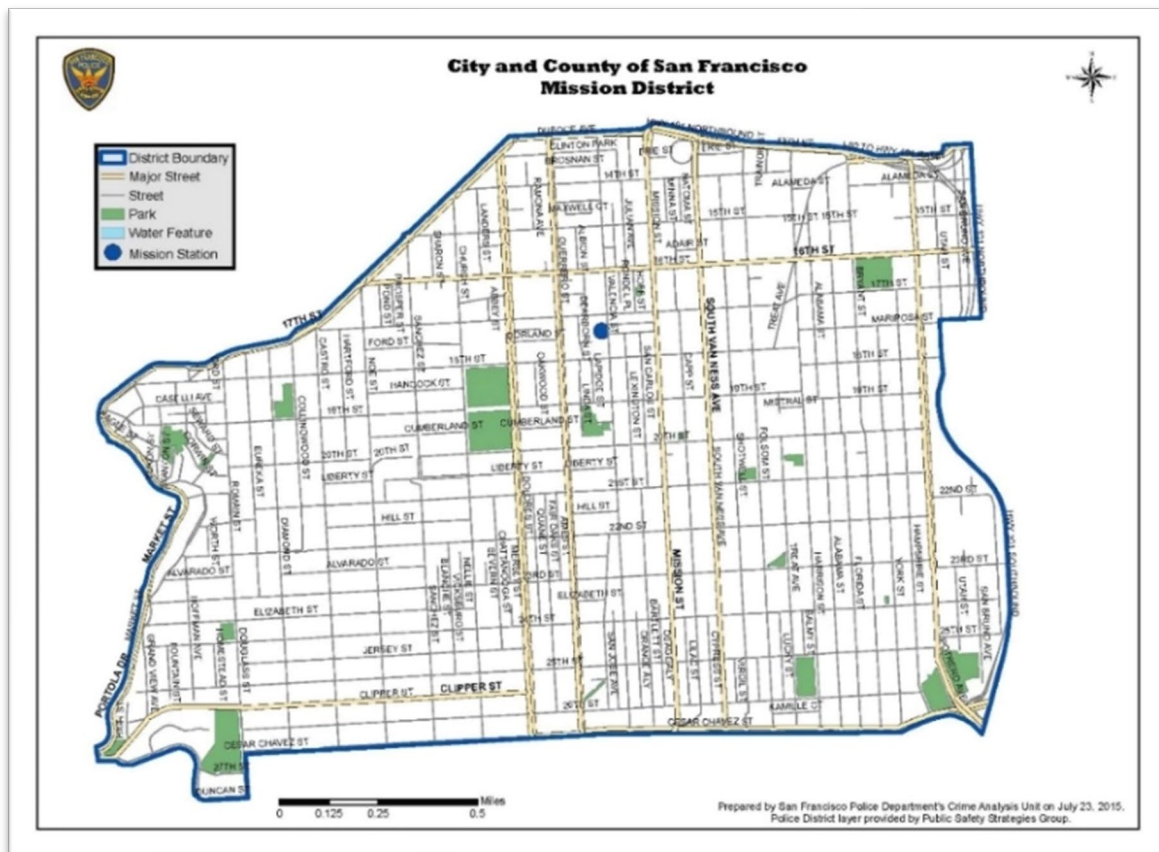
	OIS	OID	3+ UOF	3+ DPA	Any 5	4+ DPA	Any 6	TOTAL
Q3 2024	0	0	20	0	4.5	0	10	34.5
Q4 2024	0	0	9	1	4	0	16	30



Captain Liza Johansen

Indicator Points

	OIS	OID	UOF	DPA	IAD	EEO	Civil Suits	Tort Claims	Vehicle Pursuits	On Duty Collision	TOTAL
Q3 2024	0	0	62	14	2	0	0	2	0	1	81
Q4 2024	0	0	50	23	3	0	0	0	0	2	78





Northern Station

Part 1 Violent Crimes & Part 1 Property Crimes Trailing 12 Mo (Jan 2024 – Dec 2024)

Part 1 Violent Crimes	489
Part 1 Property Crimes	5,095
TOTAL	5,584

Northern Station observed a 28% decrease in alerts from Q3 2024 to Q4 2024.

Citywide Calls for Service (Jan 2024 – Dec 2024)

Calls for Service	11.3%
-------------------	-------

EIS Alerts

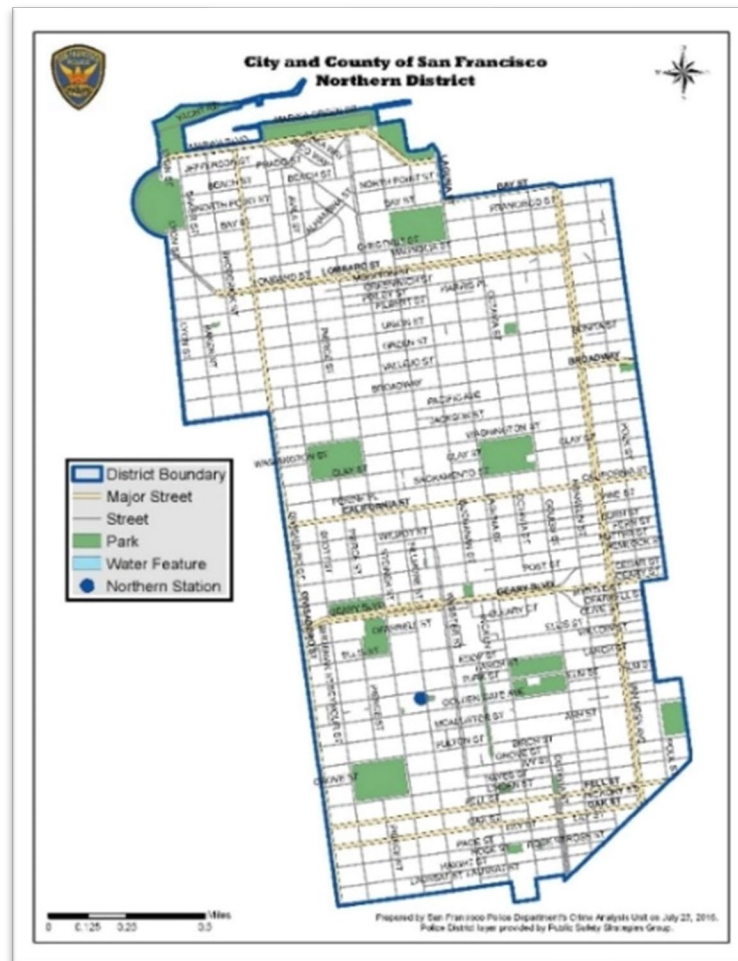
	OIS	OID	3+ UOF	3+ DPA	Any 5	4+ DPA	Any 6	TOTAL
Q3 2024	0	0	13.66	0	0	0	5	18.66
Q4 2024	0	1	2	0	2	0	8.33	13.33



Captain Jason Sawyer

Indicator Points

	OIS	OID	UOF	DPA	IAD	EEO	Civil Suits	Tort Claims	Vehicle Pursuits	On Duty Collision	TOTAL
Q3 2024	0	0	37	17	0	0	0	0	0	2	56
Q4 2024	0	1	29	12	3	0	0	0	0	0	45





Park Station

Part 1 Violent Crimes & Part 1 Property Crimes Trailing 12 Mo (Jan 2024 – Dec 2024)

Part 1 Violent Crimes	85
Part 1 Property Crimes	1,538
TOTAL	1,623

Park Station observed a 200% increase in alerts from Q3 2024 to Q4 2024.

Citywide Calls for Service (Jan 2024 – Dec 2024)

Calls for Service	4.4%
-------------------	------

EIS Alerts

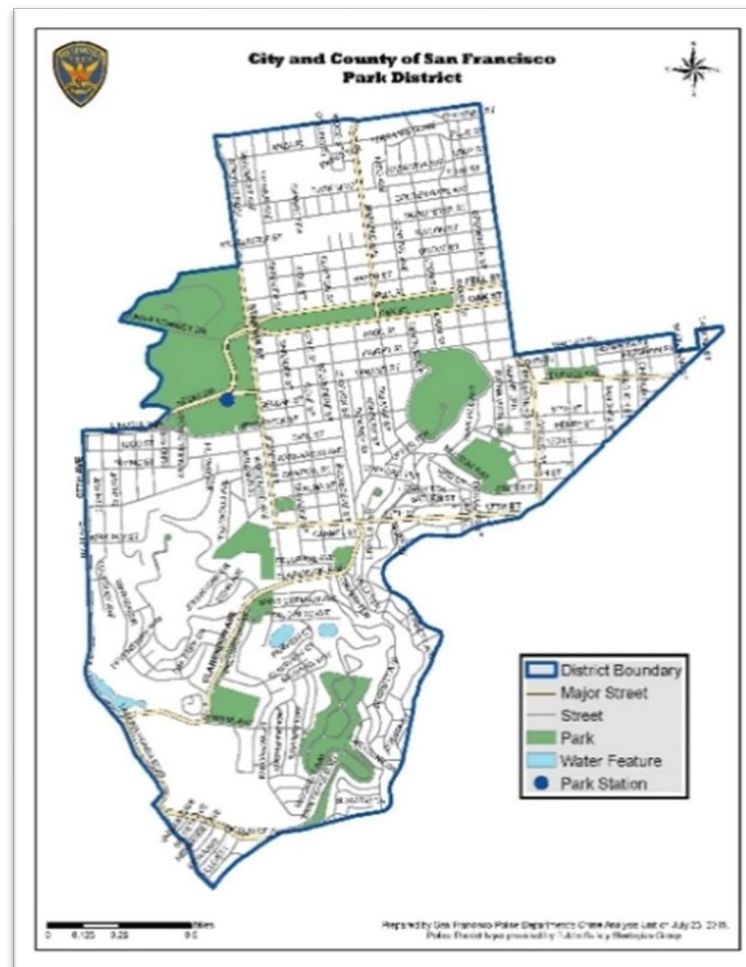
	OIS	OID	3+ UOF	3+ DPA	Any 5	4+ DPA	Any 6	TOTAL
Q3 2024	0	0	0	0	1	0	0	1
Q4 2024	0	0	2	0	0	0	1	3



Captain Jack Hart

Indicator Points

	OIS	OID	UOF	DPA	IAD	EEO	Civil Suits	Tort Claims	Vehicle Pursuits	On Duty Collision	TOTAL
Q3 2024	0	0	6	2	1	0	0	0	0	0	9
Q4 2024	0	0	25	4	0	0	0	0	0	1	30





Richmond Station

Part 1 Violent Crimes & Part 1 Property Crimes Trailing 12 Mo (Jan 2024 – Dec 2024)

Part 1 Violent Crimes	145
Part 1 Property Crimes	2,332
TOTAL	2,477

Richmond Station observed a 100% increase in alerts from Q3 2024 to Q4 2024.

Citywide Calls for Service (Jan 2024 – Dec 2024)

Calls for Service	5.1%
-------------------	------

EIS Alerts

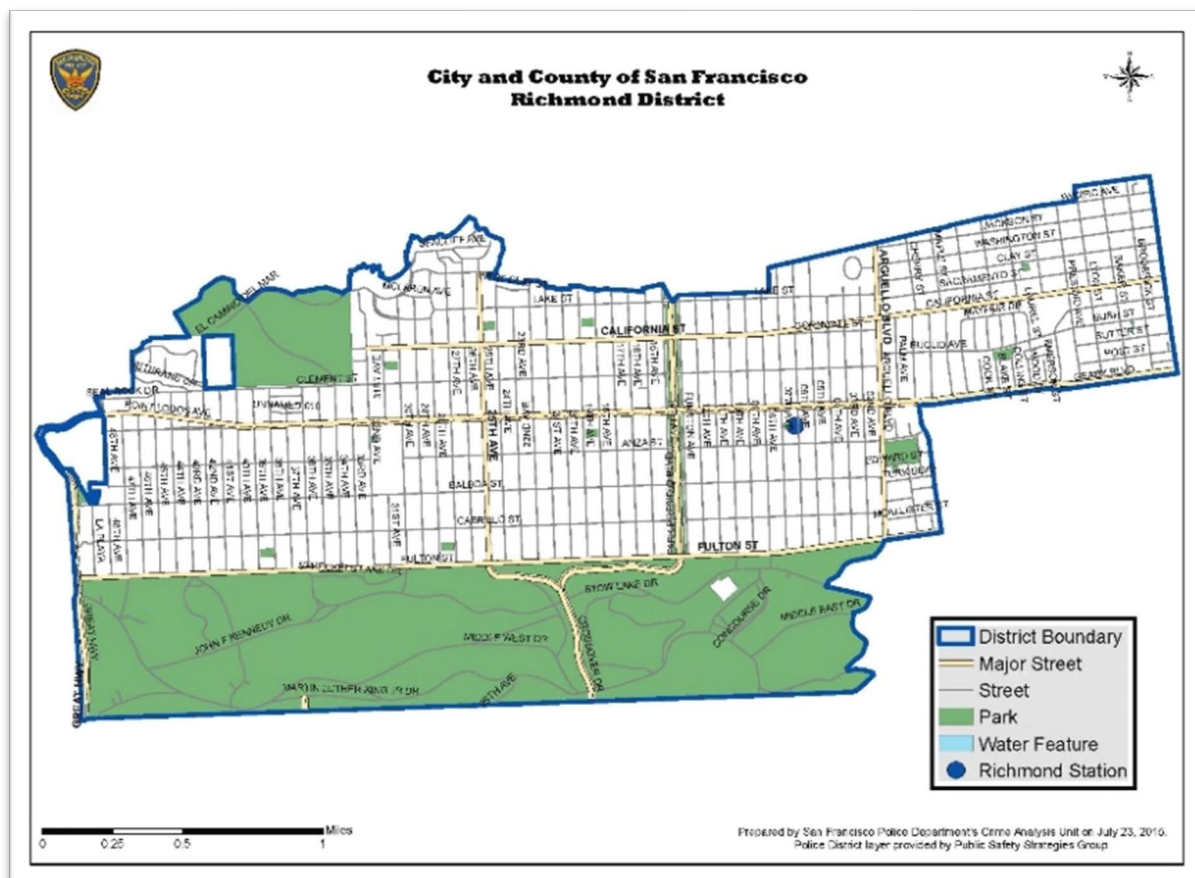
	OIS	OID	3+ UOF	3+ DPA	Any 5	4+ DPA	Any 6	TOTAL
Q3 2024	0	0	0	0	0	0	0	0
Q4 2024	0	0	0	0	0	0	1	1



Captain Chris Canning

Indicator Points

	OIS	OID	UOF	DPA	IAD	EEO	Civil Suits	Tort Claims	Vehicle Pursuits	On Duty Collision	TOTAL
Q3 2024	0	0	8	11	0	0	0	1	0	1	21
Q4 2024	0	0	22	6	3	0	0	1	0	0	32





Ingliside Station

Part 1 Violent Crimes & Part 1 Property Crimes Trailing 12 Mo (Jan 2024 – Dec 2024)

Part 1 Violent Crimes	446
Part 1 Property Crimes	2,751
TOTAL	3,197

Ingliside Station observed a 40% decrease in alerts from Q3 2024 to Q4 2024.

Citywide Calls for Service (Jan 2024 – Dec 2024)

Calls for Service	9.4%
-------------------	------

EIS Alerts

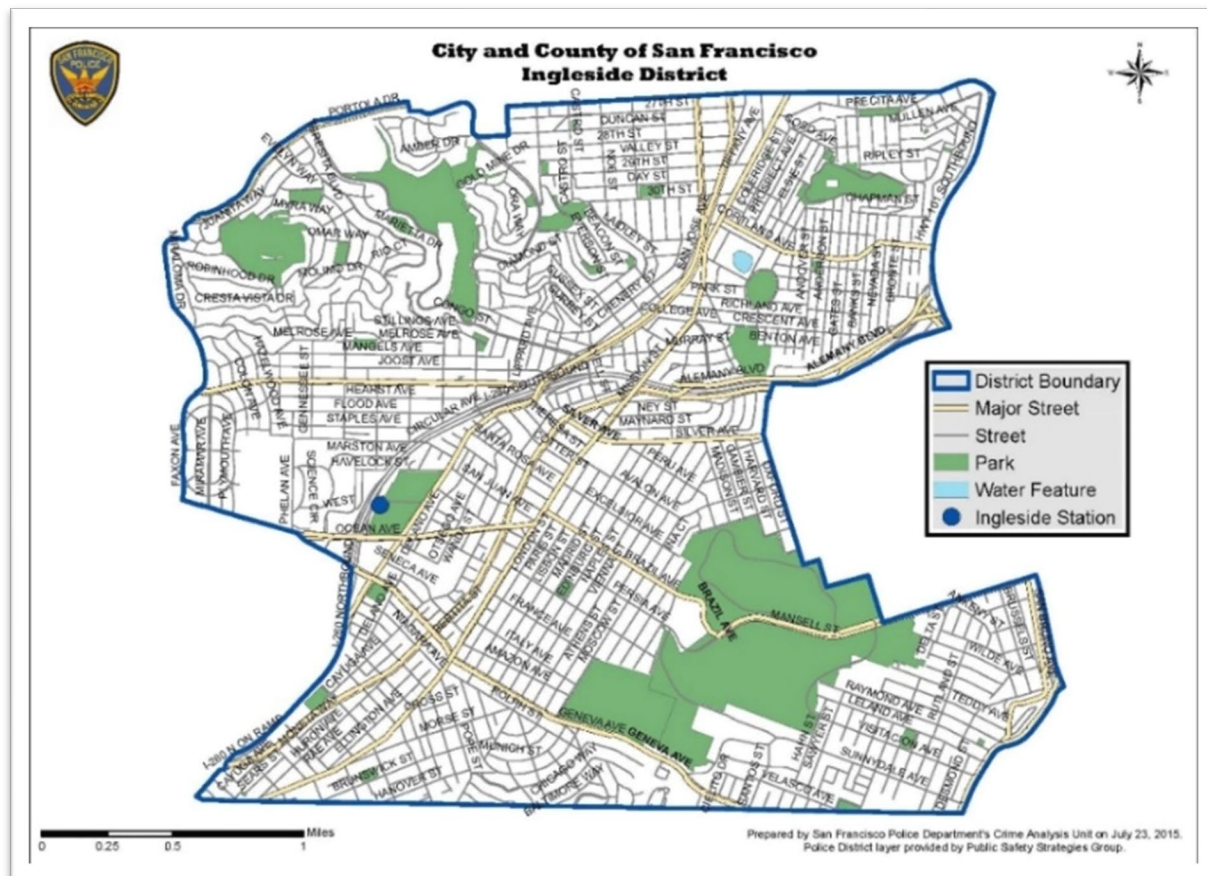
	OIS	OID	3+ UOF	3+ DPA	Any 5	4+ DPA	Any 6	TOTAL
Q3 2024	0	0	5.5	0	1	0	4.5	11
Q4 2024	0	0	2	0	0	0	4.5	6.5



Captain Amy Hurwitz

Indicator Points

	OIS	OID	UOF	DPA	IAD	EEO	Civil Suits	Tort Claims	Vehicle Pursuits	On Duty Collision	TOTAL
Q3 2024	0	0	38	3	2	0	0	0	0	1	44
Q4 2024	0	0	24	6	2	0	0	0	0	0	32





Taraval Station

Part 1 Violent Crimes & Part 1 Property Crimes Trailing 12 Mo (Jan 2024 – Dec 2024)

Part 1 Violent Crimes	243
Part 1 Property Crimes	2,916
TOTAL	3,159

Taraval Station observed a 50% decrease in alerts from Q3 2024 to Q4 2024.

Citywide Calls for Service (Jan 2024 – Dec 2024)

Calls for Service	7.4%
-------------------	------

EIS Alerts

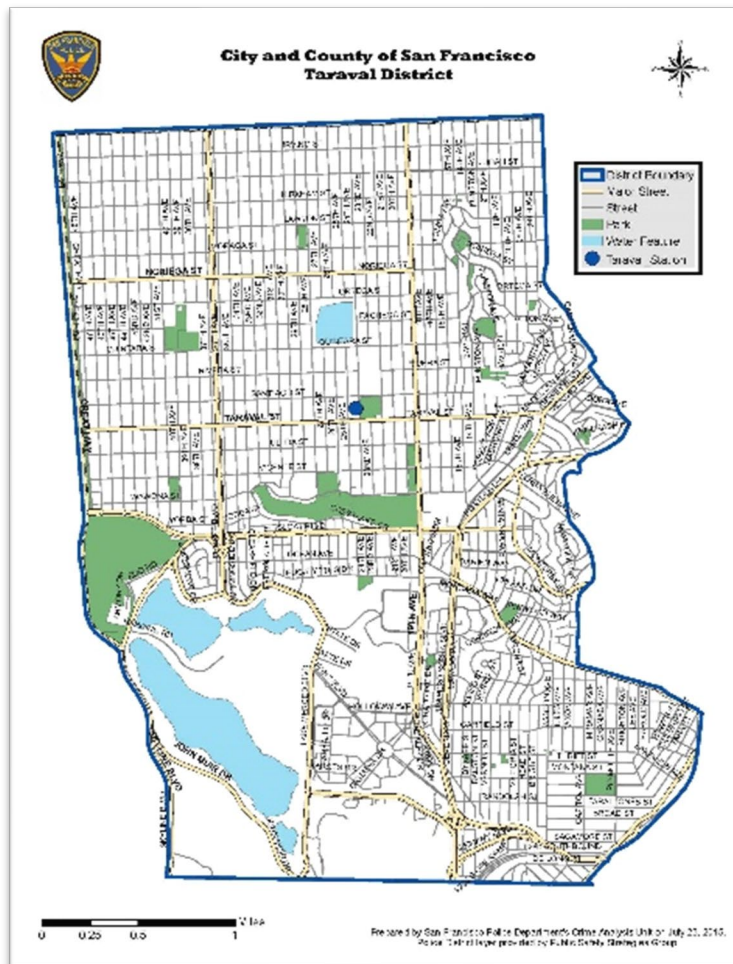
	OIS	OID	3+ UOF	3+ DPA	Any 5	4+ DPA	Any 6	TOTAL
Q3 2024	0	0	5	0	0	0	4	9
Q4 2024	1	0	0	0	0	0	3.5	4.5



Captain Brien Hoo

Indicator Points

	OIS	OID	UOF	DPA	IAD	EEO	Civil Suits	Tort Claims	Vehicle Pursuits	On Duty Collision	TOTAL
Q3 2024	0	0	16	12	1	0	0	1	0	2	32
Q4 2024	0	0	15	6	4	1	0	1	0	1	28





Tenderloin Station

Part 1 Violent Crimes & Part 1 Property Crimes Trailing 12 Mo (Jan 2024 – Dec 2024)

Part 1 Violent Crimes	774
Part 1 Property Crimes	1,540
TOTAL	2,314

Tenderloin Station observed a 30% decrease in alerts from Q3 2024 to Q4 2024.



Citywide Calls for Service (Jan 2024 – Dec 2024)

Calls for Service	13.7%
-------------------	-------

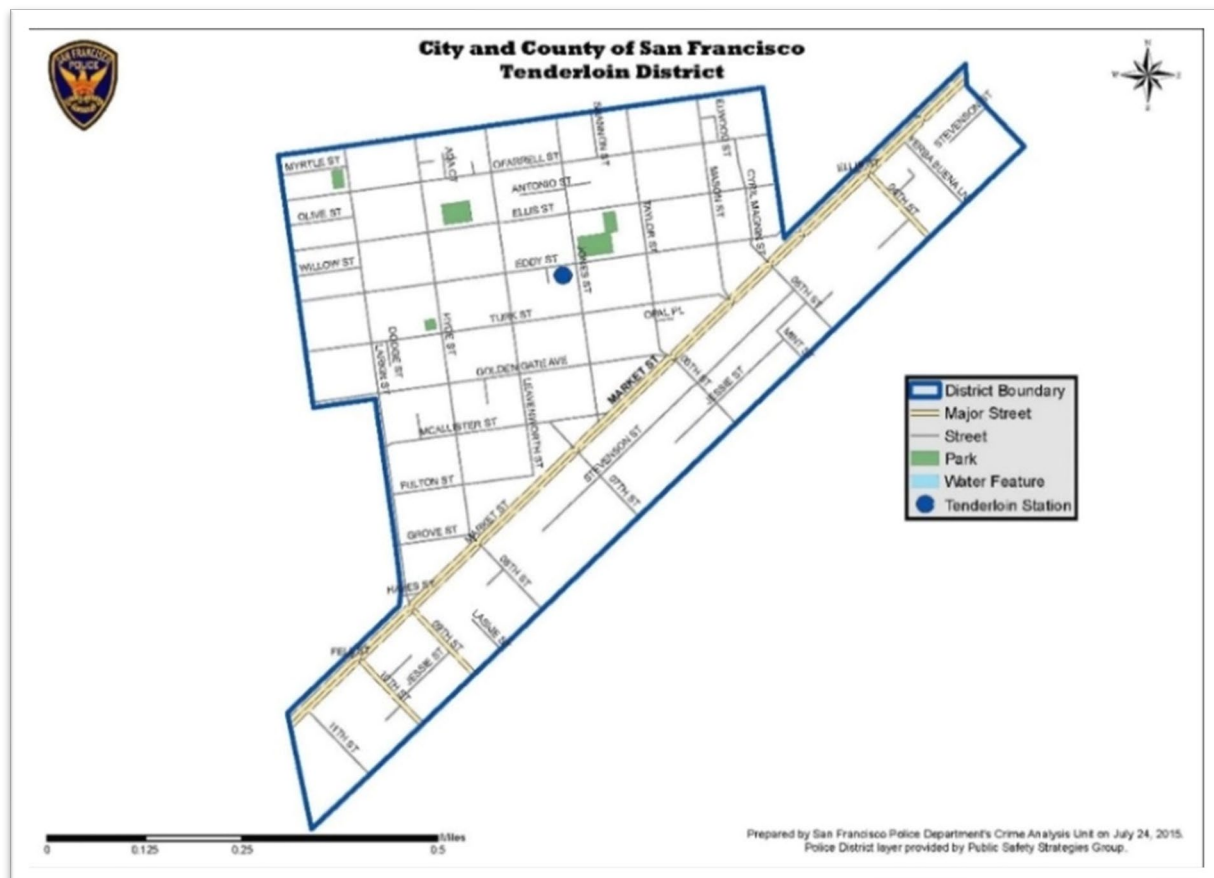
EIS Alerts

	OIS	OID	3+ UOF	3+ DPA	Any 5	4+ DPA	Any 6	TOTAL
Q3 2024	4	0	42	0	10	0	19.5	75.5
Q4 2024	0	0	27	1	7	0	18	53

Acting Captain Kevin Knoble

Indicator Points

	OIS	OID	UOF	DPA	IAD	EEO	Civil Suits	Tort Claims	Vehicle Pursuits	On Duty Collision	TOTAL
Q3 2024	5	0	124	32	7	0	0	1	0	4	173
Q4 2024	0	0	106	24	4	0	0	4	0	1	139





Airport Bureau



Captain Sergio Chin
Traffic



Captain Carlos Gutierrez
Patrol



Captain Timothy Falvey
Administration

AFOB

Airport Field Operations

Airport Field Operations works closely with San Mateo Sheriff's Office, United States Customs and Border Patrol, Federal Bureau of Investigations, United States Secret Service, US Federal Air Marshals and other regional local, state and federal law enforcement agencies.

EIS Alerts

	OIS	OID	3+ UOF	3+ DPA	Any 5	4+ DPA	Any 6	TOTAL
Q3 2024	0	0	0	0	0	0	0	0
Q4 2024	0	0	0	0	0	0	0	0

Indicator Points

	OIS	OID	UOF	DPA	IAD	EEO	Civil Suits	Tort Claims	Vehicle Pursuits	On-Duty Collision	TOTAL
Q3 2024	0	0	6	1	0	0	0	0	0	0	7
Q4 2024	0	0	0	1	1	0	0	0	0	0	2

**AIRP****Airport Bureau**

Airport Bureau members perform patrols on foot, bicycle, and Segway; Motorized patrols by car or motorcycle; K-9 patrols and explosives detection; traffic collision investigations; traffic control; security for dignitaries; cargo theft abatement.

EIS Alerts

	OIS	OID	3+ UOF	3+ DPA	Any 5	4+ DPA	Any 6	TOTAL
Q3 2024	0	0	0	0	0	0	0	0
Q4 2024	0	0	0	0	0	0	0	0

Indicator Points

	OIS	OID	UOF	DPA	IAD	EEO	Civil Suits	Tort Claims	Vehicle Pursuits	On-Duty Collision	TOTAL
Q3 2024	0	0	2	0	0	0	0	0	0	0	2
Q4 2024	0	0	2	0	0	0	0	0	0	0	2

ADMN**Airport Administration**

The Airport Administration works closely with the San Francisco International Airport Administration, Transportation Security Administration, Federal Aviation Administration, and other regional local, state and federal law enforcement agencies.

EIS Alerts

	OIS	OID	3+ UOF	3+ DPA	Any 5	4+ DPA	Any 6	TOTAL
Q3 2024	0	0	0	0	0	0	0	0
Q4 2024	0	0	0	0	0	0	0	0

Indicator Points

	OIS	OID	UOF	DPA	IAD	EEO	Civil Suits	Tort Claims	Vehicle Pursuits	On-Duty Collision	TOTAL
Q3 2024	0	0	0	0	0	0	0	0	0	0	0
Q4 2024	0	0	0	0	0	0	0	0	0	0	0



Specialized Units/Details

ACAD

Academy

The Academy develops and trains current in-service members and prepares recruits to become proud officers of the Police Department. The Academy also conducts a Citizen's Academy Course for the members of the community.

EIS Alerts

	OIS	OID	3+ UOF	3+ DPA	Any 5	4+ DPA	Any 6	TOTAL
Q3 2024	0	0	0	0	0	0	0	0
Q4 2024	0	0	0	0	0	0	0	0

Indicator Points

	OIS	OID	UOF	DPA	IAD	EEO	Civil Suits	Tort Claims	Vehicle Pursuits	On-Duty Collision	TOTAL
Q3 2024	0	0	2	0	1	1	0	0	0	0	4
Q4 2024	0	0	1	1	2	0	0	0	0	0	4

ADMI

Administrative Services Bureau

The Administration Bureau provides support for other bureaus of the Department and is frequently the liaison with other city agencies as well as the Board of Supervisors. The Bureau performs budget management, supports information technology, personnel services, and logistical support.

EIS Alerts

	OIS	OID	3+ UOF	3+ DPA	Any 5	4+ DPA	Any 6	TOTAL
Q3 2024	0	0	0	0	0	0	0	0
Q4 2024	0	0	0	0	0	0	0	0

Indicator Points

	OIS	OID	UOF	DPA	IAD	EEO	Civil Suits	Tort Claims	Vehicle Pursuits	On-Duty Collision	TOTAL
Q3 2024	0	0	0	0	0	0	0	0	0	1	1
Q4 2024	0	0	0	0	0	0	0	0	0	0	0

BURG

Burglary

The Burglary Unit investigates: Violent, hot prowl burglaries; Burglaries involving a loss in excess of \$15k; a burglary series which includes multiple districts or jurisdictions; high-profile burglaries; burglaries where a firearm is taken; safe burglaries.

EIS Alerts

	OIS	OID	3+ UOF	3+ DPA	Any 5	4+ DPA	Any 6	TOTAL
Q3 2024	0	0	0	0	0	0	0	0
Q4 2024	0	0	0	0	0	0	0	0

Indicator Points

	OIS	OID	UOF	DPA	IAD	EEO	Civil Suits	Tort Claims	Vehicle Pursuits	On-Duty Collision	TOTAL
Q3 2024	0	0	0	1	0	0	0	0	0	0	1
Q4 2024	0	0	0	0	0	0	0	0	0	0	0



CED Community Engagement Division

Officers assigned to CED proactively engage with the community through relationship building, events, forums, panel discussions, community events, and leading a variety of programs to benefit local youth. This unit also promotes community policing and community engagement in support of District Station activities.

EIS Alerts

	OIS	OID	3+ UOF	3+ DPA	Any 5	4+ DPA	Any 6	TOTAL
Q3 2024	0	0	0	0	0	0	0	0
Q4 2024	0	0	0	0	0	0	0	0

Indicator Points

	OIS	OID	UOF	DPA	IAD	EEO	Civil Suits	Tort Claims	Vehicle Pursuits	On-Duty Collision	TOTAL
Q3 2024	0	0	0	0	2	2	0	0	0	0	4
Q4 2024	0	0	0	0	0	0	0	0	0	0	0

CGIC Crime Gun Investigative Center

Duties of an Investigator in this unit include: investigating firearms cases in partnership with the ATF for federal prosecution through the Triggerlock Program, present cases to the US Attorney's Office, testify before Federal grand jury, investigate NIBIN correlations, manage the Department's Gun Violence Restraining Order Program.

EIS Alerts

	OIS	OID	3+ UOF	3+ DPA	Any 5	4+ DPA	Any 6	TOTAL
Q3 2024	0	0	0	0	0	0	2	2
Q4 2024	0	0	4	0	0	0	0	4

Indicator Points

	OIS	OID	UOF	DPA	IAD	EEO	Civil Suits	Tort Claims	Vehicle Pursuits	On-Duty Collision	TOTAL
Q3 2024	0	0	6	0	0	0	0	0	0	0	6
Q4 2024	0	0	14	3	0	0	0	0	0	0	17

CHIE Chief's Office

This Office provides administrative support to the Chief of Police, while effectively managing Media Relations and Risk Management (Internal Affairs, Legal, Professional Standards, and EEO).

EIS Alerts

	OIS	OID	3+ UOF	3+ DPA	Any 5	4+ DPA	Any 6	TOTAL
Q3 2024	0	0	0	0	0	0	0	0
Q4 2024	0	0	0	0	0	0	0	0

Indicator Points

	OIS	OID	UOF	DPA	IAD	EEO	Civil Suits	Tort Claims	Vehicle Pursuits	On-Duty Collision	TOTAL
Q3 2024	0	0	0	0	0	1	0	0	0	0	1
Q4 2024	0	0	0	0	0	0	0	0	0	2	2

**CIS Crime Information Services Unit**

This unit is comprised of the following sections:

Property Control - Receive, store and maintain all evidence and found property in a secure facility;

Permits - Process permit applications yearly and maintain files for permitted businesses;

Report Management Section - Report processing, data storage, and report retrieval.

EIS Alerts

	OIS	OID	3+ UOF	3+ DPA	Any 5	4+ DPA	Any 6	TOTAL
Q3 2024	0	0	0	0	0	0	0	0
Q4 2024	0	0	0	0	0	0	0	0

Indicator Points

	OIS	OID	UOF	DPA	IAD	EEO	Civil Suits	Tort Claims	Vehicle Pursuits	On-Duty Collision	TOTAL
Q3 2024	0	0	0	0	2	0	0	0	0	0	2
Q4 2024	0	0	0	0	0	0	0	0	0	0	0

CVRT Community Violence Reduction Team

The goal of CVRT is to reduce gun violence while reducing recidivism and building trust between the department and impacted communities. CVRT will focus on intelligence gathering, analysis and proactive investigations to prevent and reduce shootings. CVRT also collaborates with justice partners, intervention partners and community stakeholders.

EIS Alerts

	OIS	OID	3+ UOF	3+ DPA	Any 5	4+ DPA	Any 6	TOTAL
Q3 2024	0	0	0	0	0	0	0	0
Q4 2024	0	0	1	0	0	0	0	1

Indicator Points

	OIS	OID	UOF	DPA	IAD	EEO	Civil Suits	Tort Claims	Vehicle Pursuits	On-Duty Collision	TOTAL
Q3 2024	0	0	7	4	0	0	0	1	0	0	12
Q4 2024	0	0	5	0	0	0	0	0	0	0	5

DOC Department Operations Center

DOC coordinates large, planned events and is activated for command and control of large, unplanned incidents and critical incidents. DOC also handles notifications to the Command Staff of major or high-profile incidents.

EIS Alerts

	OIS	OID	3+ UOF	3+ DPA	Any 5	4+ DPA	Any 6	TOTAL
Q3 2024	0	0	0	0	0	0	0	0
Q4 2024	0	0	0	0	0	0	0	0

Indicator Points

	OIS	OID	UOF	DPA	IAD	EEO	Civil Suits	Tort Claims	Vehicle Pursuits	On-Duty Collision	TOTAL
Q3 2024	0	0	0	0	1	0	0	0	0	0	1
Q4 2024	0	0	0	0	1	0	0	0	0	0	1

**FOB****Field Operations Bureau**

Oversees District Station personnel and is responsible for the command of patrol operations. FOB is responsible for special deployments based on the needs of the department.

EIS Alerts

	OIS	OID	3+ UOF	3+ DPA	Any 5	4+ DPA	Any 6	TOTAL
Q3 2024	0	0	0.5	0	0.5	0	1.5	2.5
Q4 2024	0	0	0	0	0	0	0.33	0.33

Indicator Points

	OIS	OID	UOF	DPA	IAD	EEO	Civil Suits	Tort Claims	Vehicle Pursuits	On-Duty Collision	TOTAL
Q3 2024	0	0	12	3	0	0	0	1	0	2	18
Q4 2024	0	0	9	4	2	0	0	0	0	1	16

GENE**General Work**

This unit is responsible for the investigation of assaults, Estes robberies and felonious crimes against persons.

EIS Alerts

	OIS	OID	3+ UOF	3+ DPA	Any 5	4+ DPA	Any 6	TOTAL
Q3 2024	0	0	0	0	0	0	0	0
Q4 2024	0	0	0	0	0	0	0	0

Indicator Points

	OIS	OID	UOF	DPA	IAD	EEO	Civil Suits	Tort Claims	Vehicle Pursuits	On-Duty Collision	TOTAL
Q3 2024	0	0	1	0	0	0	0	0	0	0	1
Q4 2024	0	0	0	2	0	0	0	0	0	0	2

HOMI**Homicide**

This unit is responsible for the investigation of homicides and suspicious deaths. Investigators manage crime scenes, follow up on leads and coordinate complex investigations of serious incidents.

EIS Alerts

	OIS	OID	3+ UOF	3+ DPA	Any 5	4+ DPA	Any 6	TOTAL
Q3 2024	0	0	0	0	0	0	0	0
Q4 2024	0	0	0	0	0	0	0	0

Indicator Points

	OIS	OID	UOF	DPA	IAD	EEO	Civil Suits	Tort Claims	Vehicle Pursuits	On-Duty Collision	TOTAL
Q3 2024	0	0	0	0	0	0	0	0	0	0	0
Q4 2024	0	0	0	0	0	0	0	0	0	2	2

**HSU****Homeland Security Unit**

The HSU enhances the Department's efforts to protect our city's critical infrastructure and key resources, prepares for natural and man-made disasters, and supports on-going efforts against terrorism.

EIS Alerts

	OIS	OID	3+ UOF	3+ DPA	Any 5	4+ DPA	Any 6	TOTAL
Q3 2024	0	0	0	0	0	0	0	0
Q4 2024	0	0	0	0	0	0	1	1

Indicator Points

	OIS	OID	UOF	DPA	IAD	EEO	Civil Suits	Tort Claims	Vehicle Pursuits	On-Duty Collision	TOTAL
Q3 2024	0	0	4	4	0	0	0	0	0	0	8
Q4 2024	0	0	3	0	2	1	0	0	0	1	7

INVE**Investigations**

The Investigations Division is under the Bureau of Investigations and contains five separate units: General Crimes, Major Crimes, Special Investigations Division, Special Victims Unit, and Strategic Investigations.

EIS Alerts

	OIS	OID	3+ UOF	3+ DPA	Any 5	4+ DPA	Any 6	TOTAL
Q3 2024	0	0	0	0	0	0	0	0
Q4 2024	0	0	0	0	0	0	0	0

Indicator Points

	OIS	OID	UOF	DPA	IAD	EEO	Civil Suits	Tort Claims	Vehicle Pursuits	On-Duty Collision	TOTAL
Q3 2024	0	0	0	1	0	0	0	0	0	0	1
Q4 2024	0	0	2	0	0	0	0	0	0	0	2

LEGA**Legal Division**

The mission of the Legal Division is to efficiently manage our day-to-day responsibilities pertaining to complying with the various legal mandates imposed upon the Department.

EIS Alerts

	OIS	OID	3+ UOF	3+ DPA	Any 5	4+ DPA	Any 6	TOTAL
Q3 2024	0	0	0	0	0	0	0	0
Q4 2024	0	0	0	0	0	0	0	0

Indicator Points

	OIS	OID	UOF	DPA	IAD	EEO	Civil Suits	Tort Claims	Vehicle Pursuits	On-Duty Collision	TOTAL
Q3 2024	0	0	0	1	0	0	0	0	0	0	1
Q4 2024	0	0	0	0	0	0	0	0	0	0	0

**MTA****Traffic Enforcement**

This unit is comprised of motorcycle officers who specialize in traffic enforcement, traffic control, vehicle escorts and major collision investigations.

EIS Alerts

	OIS	OID	3+ UOF	3+ DPA	Any 5	4+ DPA	Any 6	TOTAL
Q3 2024	0	0	0	0	0	0	0	0
Q4 2024	0	0	0	0	0	0	0	0

Indicator Points

	OIS	OID	UOF	DPA	IAD	EEO	Civil Suits	Tort Claims	Vehicle Pursuits	On-Duty Collision	TOTAL
Q3 2024	0	0	0	1	0	0	0	0	0	1	2
Q4 2024	0	0	0	2	1	0	0	1	0	0	4

MUNI**MUNI Division**

This Division handles and investigates cases that include but are not limited to: robberies or assaults that occur on a MUNI vehicle and provides a security presence on SF MTA trains, LRVs and coaches.

EIS Alerts

	OIS	OID	3+ UOF	3+ DPA	Any 5	4+ DPA	Any 6	TOTAL
Q3 2024	0	0	0	0	0	0	0	0
Q4 2024	0	0	0	0	0	0	0	0

Indicator Points

	OIS	OID	UOF	DPA	IAD	EEO	Civil Suits	Tort Claims	Vehicle Pursuits	On-Duty Collision	TOTAL
Q3 2024	0	0	0	1	0	0	0	0	0	1	2
Q4 2024	0	0	0	0	0	0	0	0	0	0	0

NARC**Narcotics**

This unit proactively investigates and arrests narcotic traffickers and those involved in narcotic trafficking organizations. Members of this unit frequently interact with district station personnel, providing a forum for the citizens of San Francisco regarding their narcotic complaints.

EIS Alerts

	OIS	OID	3+ UOF	3+ DPA	Any 5	4+ DPA	Any 6	TOTAL
Q3 2024	0	0	1.5	0	0	0	0.5	2
Q4 2024	0	0	0	0	0	0	0.33	0.33

Indicator Points

	OIS	OID	UOF	DPA	IAD	EEO	Civil Suits	Tort Claims	Vehicle Pursuits	On-Duty Collision	TOTAL
Q3 2024	0	0	8	0	0	0	0	0	0	0	8
Q4 2024	0	0	5	0	0	0	0	0	0	0	5

**PROF****Professional Standards**

This unit plays an important role in helping the Department increase transparency and accountability in order to better serve the community. Members of this unit work with the community stakeholders and City leaders in assembling ideas and assisting in implementing those ideas into police policy.

EIS Alerts

	OIS	OID	3+ UOF	3+ DPA	Any 5	4+ DPA	Any 6	TOTAL
Q3 2024	0	0	0	0	0	0	0	0
Q4 2024	0	0	0	0	0	0	0	0

Indicator Points

	OIS	OID	UOF	DPA	IAD	EEO	Civil Suits	Tort Claims	Vehicle Pursuits	On-Duty Collision	TOTAL
Q3 2024	0	0	0	0	1	0	0	0	0	0	1
Q4 2024	0	0	0	0	0	0	0	0	0	0	0

RISK**Risk Management Office**

The Risk Management Office (RMO) consists of the Internal Affairs Division, Investigative Services Detail, the Legal Division, the EEO Unit in the SFPD, the BWC Unit, SB1421 Unit and the Early Intervention System. RMO investigates cases that involve officer misconduct and officer-involved shootings.

EIS Alerts

	OIS	OID	3+ UOF	3+ DPA	Any 5	4+ DPA	Any 6	TOTAL
Q3 2024	0	0	0	0	0	0	0	0
Q4 2024	0	0	0	0	0	0	0	0

Indicator Points

	OIS	OID	UOF	DPA	IAD	EEO	Civil Suits	Tort Claims	Vehicle Pursuits	On-Duty Collision	TOTAL
Q3 2024	0	0	1	1	0	0	0	0	0	0	2
Q4 2024	0	0	0	0	0	0	0	0	0	0	0

ROBB**Robbery**

The Robbery Unit investigates: bank robberies, armored transport robberies, armed takeover robberies, home invasions, carjacking, robberies where hostages are taken, robberies where the victim(s) is seriously injured as a result of a shooting, stabbing, or physical assault, robberies involving a loss in excess of \$10k, any robbery series, and high-profile robberies.

EIS Alerts

	OIS	OID	3+ UOF	3+ DPA	Any 5	4+ DPA	Any 6	TOTAL
Q3 2024	0	0	0	0	0	0	0	0
Q4 2024	0	0	0	0	0	0	0	0

Indicator Points

	OIS	OID	UOF	DPA	IAD	EEO	Civil Suits	Tort Claims	Vehicle Pursuits	On-Duty Collision	TOTAL
Q3 2024	0	0	1	0	0	0	0	0	0	2	3
Q4 2024	0	0	0	1	0	0	0	0	0	0	1

**SID Special Investigations Division**

This division is comprised of the following units that utilize special training and skills to accomplish tasks that include complex, sensitive and confidential criminal investigations: Arson, Bomb Investigations and Dignitary Protection.

EIS Alerts

	OIS	OID	3+ UOF	3+ DPA	Any 5	4+ DPA	Any 6	TOTAL
Q3 2024	0	0	1	0	0	0	0	1
Q4 2024	0	0	0	0	0	0	0	0

Indicator Points

	OIS	OID	UOF	DPA	IAD	EEO	Civil Suits	Tort Claims	Vehicle Pursuits	On-Duty Collision	TOTAL
Q3 2024	0	0	7	3	1	0	0	1	0	0	12
Q4 2024	0	0	0	0	0	0	0	0	0	0	0

SIU Strategic Investigations Unit

Night Investigations Unit (NIU) is part of the restructuring within the Investigations Bureau. NIU's duties and responsibilities will be assumed by the newly created Strategic Investigations Unit (SIU).

EIS Alerts

	OIS	OID	3+ UOF	3+ DPA	Any 5	4+ DPA	Any 6	TOTAL
Q3 2024	0	0	1	0	0	0	1	2
Q4 2024	0	0	0	0	0	0	1	1

Indicator Points

	OIS	OID	UOF	DPA	IAD	EEO	Civil Suits	Tort Claims	Vehicle Pursuits	On-Duty Collision	TOTAL
Q3 2024	0	0	6	0	0	0	0	0	0	0	6
Q4 2024	0	0	1	1	1	0	0	0	0	0	3

SVU Special Victims Unit

Special Victims Unit investigates the following crimes: Child Abuse, Domestic Violence, Elder Abuse, Financial Crimes, Human Trafficking, Internet Crimes Against Children, Stalking & the Sex Offender Unit.

EIS Alerts

	OIS	OID	3+ UOF	3+ DPA	Any 5	4+ DPA	Any 6	TOTAL
Q3 2024	0	0	0	0	0	0	0	0
Q4 2024	0	0	0	0	0	0	0	0

Indicator Points

	OIS	OID	UOF	DPA	IAD	EEO	Civil Suits	Tort Claims	Vehicle Pursuits	On-Duty Collision	TOTAL
Q3 2024	0	0	2	2	0	0	0	0	0	0	4
Q4 2024	0	0	0	2	2	0	0	0	0	0	4

**TACT****Tactical/SWAT**

Tactical/SWAT is a unit made up of members who are highly trained and specialize in weapons and tactics. They are utilized during critical incidents where there is a potential of violence, assist with the execution of search and arrest warrants and other high-risk calls for service. This unit also includes our Honda (motorcycles), Explosive Ordinance Disposal, and K-9 units.

EIS Alerts

	OIS	OID	3+ UOF	3+ DPA	Any 5	4+ DPA	Any 6	TOTAL
Q3 2024	0	0	6.16	0	0	0	2	8.16
Q4 2024	0	0	2.5	0	1	0	2	5.5

Indicator Points

	OIS	OID	UOF	DPA	IAD	EEO	Civil Suits	Tort Claims	Vehicle Pursuits	On-Duty Collision	TOTAL
Q3 2024	0	0	24	2	0	0	0	0	0	3	29
Q4 2024	0	0	12	2	1	0	0	0	0	2	17

TCI**Traffic Collision Investigation Unit**

This unit is responsible for conducting extensive and thorough investigations of collisions resulting in serious injury or fatality.

EIS Alerts

	OIS	OID	3+ UOF	3+ DPA	Any 5	4+ DPA	Any 6	TOTAL
Q3 2024	0	0	0	0	0	0	0	0
Q4 2024	0	0	0	0	0	0	0	0

Indicator Points

	OIS	OID	UOF	DPA	IAD	EEO	Civil Suits	Tort Claims	Vehicle Pursuits	On-Duty Collision	TOTAL
Q3 2024	0	0	0	1	0	0	0	0	0	0	1
Q4 2024	0	0	0	2	1	0	0	0	0	0	3

UNKNOWN**Unknown**

Incident dates are unknown or predate a member's employment with SFPD when an incident occurs. The unknown incident dates may be caused by a clerical error or the data was simply not collected.

EIS Alerts

	OIS	OID	3+ UOF	3+ DPA	Any 5	4+ DPA	Any 6	TOTAL
Q3 2024	0	0	0	0	0	0	0	0
Q4 2024	0	0	0	0	0	0	0	0

Indicator Points

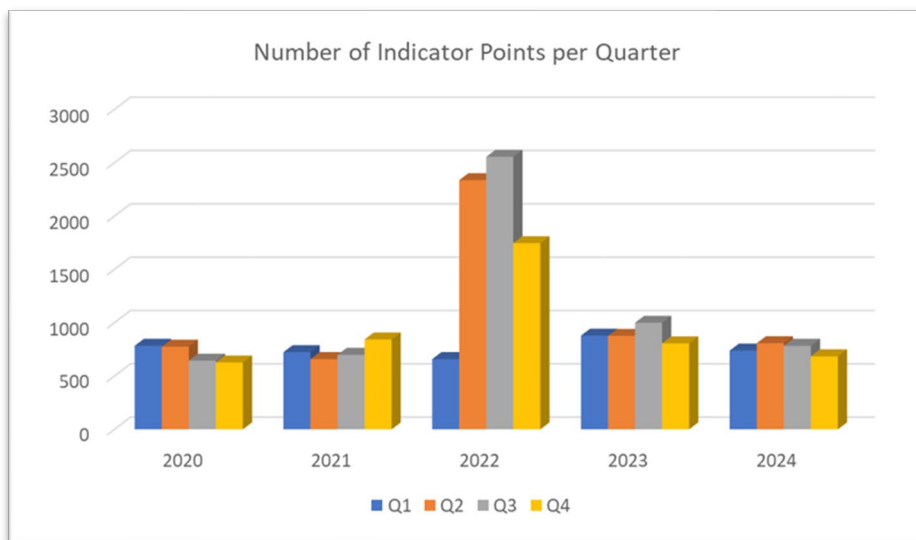
	OIS	OID	UOF	DPA	IAD	EEO	Civil Suits	Tort Claims	Vehicle Pursuits	On-Duty Collision	TOTAL
Q3 2024	0	0	0	0	0	0	0	0	0	0	0
Q4 2024	0	0	0	0	2	2	0	0	0	0	4



Comprehensive Data

Number of Indicator Points per Quarter					
Year	Q1	Q2	Q3	Q4	Total
2020	784	776	645	627	2,832
2021	724	659	699	843	2,925
2022	659	2,337	2,556	1,746	7,298
2023	879	877	1,000	806	3,562
2024	739	808	784	679	3,010

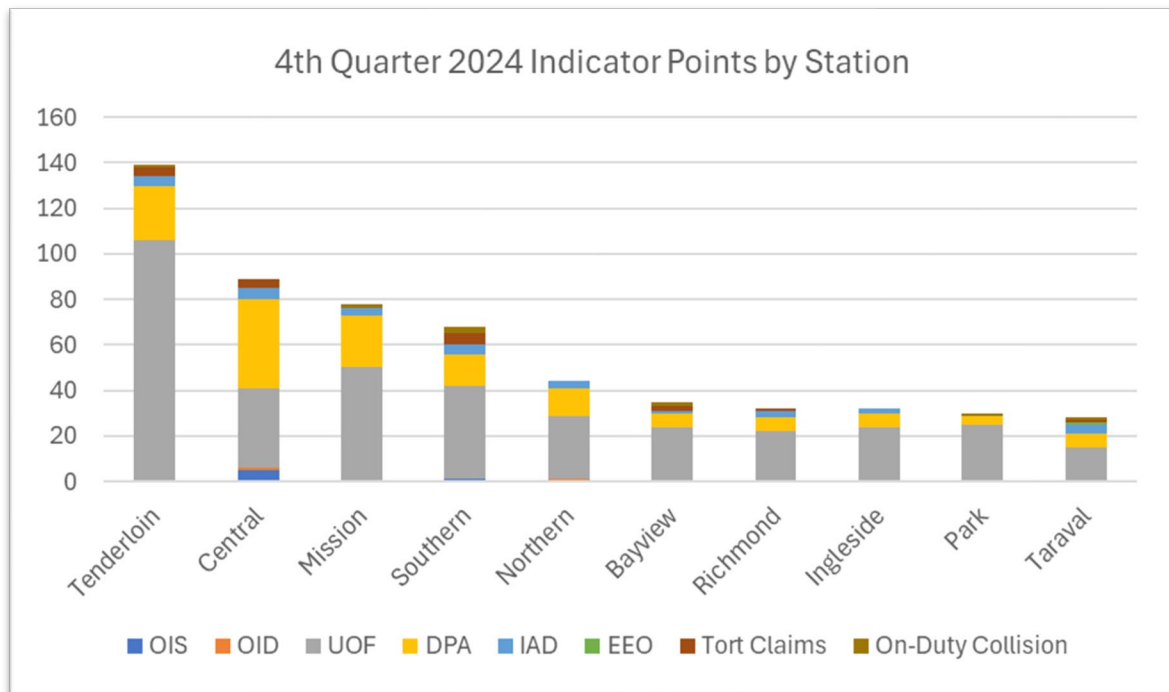
Number of Active Sworn Members		
Year	Quarter	Sworn Members
2020	1	2,296
	2	2,269
	3	2,250
	4	2,233
2021	1	2,211
	2	2,180
	3	2,119
	4	2,104
2022	1	2,047
	2	1,987
	3	1,959
	4	1,942
2023	1	1,909
	2	1,906
	3	1,880
	4	1,867
2024	1	1,863
	2	1,869
	3	1,855
	4	1,730





4th Quarter 2024 Indicator Points by Station

	OIS	OID	UOF	DPA	IAD	EEO	Civil Suits	Tort Claims	Vehicle Pursuits	On-Duty Collision	Total
Tenderloin	0	0	106	24	4	0	0	4	0	1	139
Central	5	1	35	39	5	0	0	4	0	0	89
Mission	0	0	50	23	3	0	0	0	0	2	78
Southern	1	0	41	14	4	0	0	5	0	3	68
Northern	0	1	28	12	3	0	0	0	0	0	44
Bayview	0	0	24	6	1	0	0	2	0	2	35
Richmond	0	0	22	6	3	0	0	1	0	0	32
Ingleside	0	0	24	6	2	0	0	0	0	0	32
Park	0	0	25	4	0	0	0	0	0	1	30
Taraval	0	0	15	6	4	1	0	1	0	1	28
Total	6	2	370	140	29	1	0	17	0	10	575





4 th Quarter 2024 Indicator Points by Unit											
	OIS	OID	UOF	DPA	IAD	EEO	Civil Suits	Tort Claims	Vehicle Pursuits	On-Duty Collision	Total
TACT	0	0	12	2	1	0	0	0	0	2	17
CGIC	0	0	14	3	0	0	0	0	0	0	17
FOB	0	0	9	4	2	0	0	0	0	1	16
HSU	0	0	3	0	2	1	0	0	0	1	7
NARC	0	0	5	0	0	0	0	0	0	0	5
CVRT	0	0	5	0	0	0	0	0	0	0	5
UNK	0	0	0	0	2	2	0	0	0	0	4
SVU	0	0	0	2	2	0	0	0	0	0	4
MTA	0	0	0	2	1	0	0	1	0	0	4
AFOB	0	0	2	1	1	0	0	0	0	0	4
ACAD	0	0	1	1	2	0	0	0	0	0	4
TCI	0	0	0	2	1	0	0	0	0	0	3
SIU	0	0	1	1	1	0	0	0	0	0	3
INVE	0	0	2	0	0	0	0	0	0	0	2
HOMI	0	0	0	0	0	0	0	0	0	2	2
GENE	0	0	0	2	0	0	0	0	0	0	2
CHIE	0	0	0	0	0	0	0	0	0	2	2
ROBB	0	0	0	1	0	0	0	0	0	0	1
MEDI	0	0	0	1	0	0	0	0	0	0	1
DOC	0	0	0	0	1	0	0	0	0	0	1
Total	0	0	54	22	16	3	0	1	0	8	104

