

Annual Community Policing Plan For 2024

Tenderloin Station



CITY & COUNTY OF SAN FRANCISCO

Police Department

10/2024

Tenderloin District

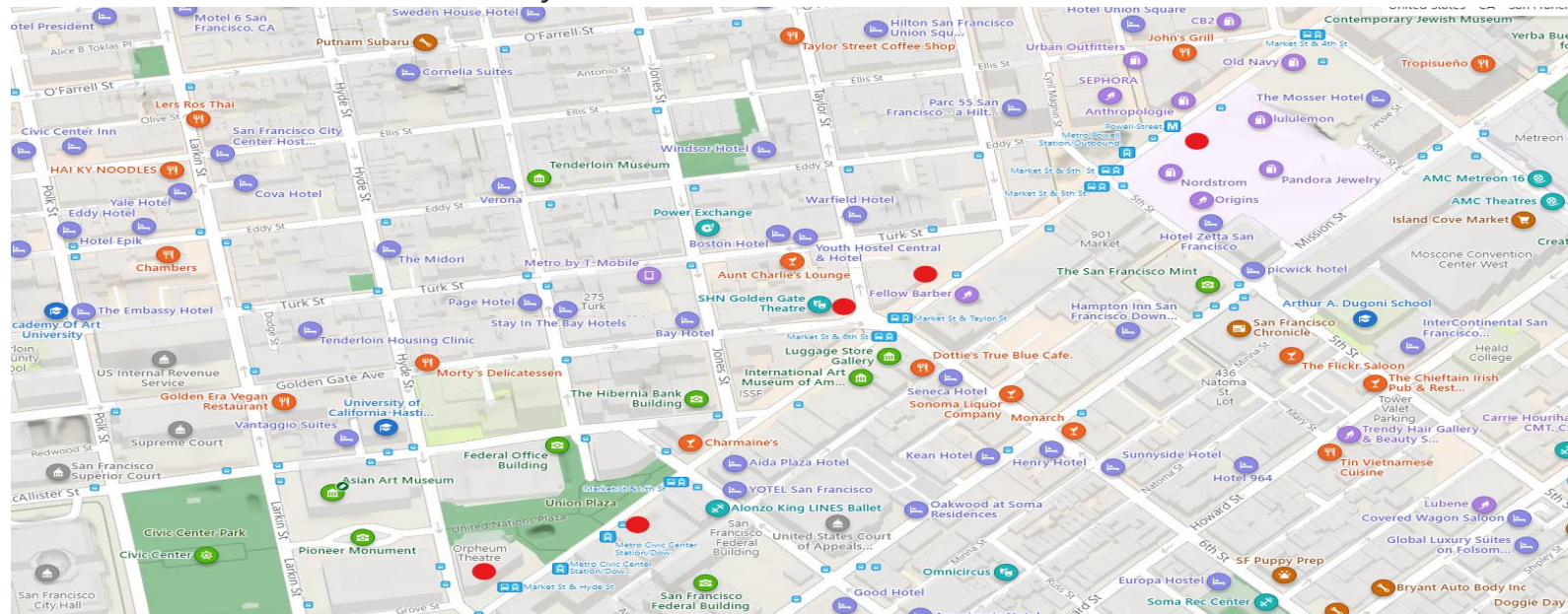


- 50 sq. blocks
- Approximately 29,000-30,000 residents (3.8% of SF)
- Corridor between City Hall/UN PLAZA and Union Square.
- Historical Issues include homeless numbers and drug trade issues.
- Tenderloin Station deploys two plainclothes teams and one violence reduction team.

Entertainment Venues

Tenderloin has numerous entertainment venues

- Orpheum Theatre (1192 Market St)
- Westfield Mall (865 Market St)
- Golden Gate Theatre (1 Taylor St)
- The Warfield (982 Market St)
- American Conservatory Theatre Strand Theatre (1127 Market St)



Landmarks within the Tenderloin

Tenderloin has numerous of Landmark spread throughout the small district.

- Popular Hotels such as The Hilton, Parc 55, Marriott Marque, The Proper Hotel
- United Nation's Plaza
- Fulton Plaza
- Mint Plaza
- Powell Street and Civic Center Bart Station
- San Francisco Public Library
- Asian Art Museum
- Federal Court house

Community Parks/Programs

Tenderloin Station staffing is divided into Patrol and Foot beats.

- Tenderloin has three parks
 - Boeddeker Park, Turk/Hyde Mini park, Sgt. Macaulay Park
- Children/School Programs
 - SHAW (145 Eddy St)
 - Up on Top (570 Ellis St)
 - Cross Cultural Center (259 Turk St)
 - SF City Academy (302 Eddy St)
 - Wu Yee Children's Services (316 Leavenworth St)
 - Boys & Girls Club (201 Turk)
 - Salvation Army/Kroc Center (240 Turk St)

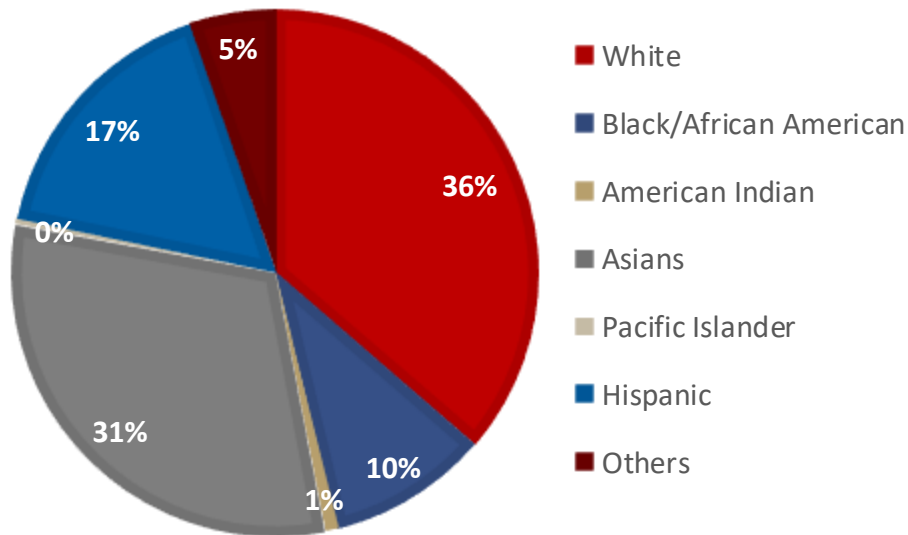
Demographic of the Tenderloin

Total Population: 29,155 (3.8% of City's total population)

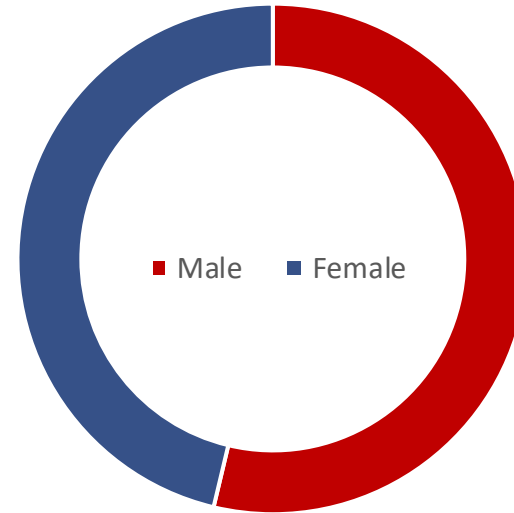
Race/Ethnic Profile:

	San Francisco		Tenderloin	
	#	%	#	%
White alone	338,909	43.6%	10,594	36.3%
Black or African American alone	58,791	7.6%	2,898	9.9%
American Indian and Alaska Native alone	2,020	0.3%	230	0.8%
Asian alone	238,173	30.7%	9,004	30.9%
Native Hawaiian and Other Pacific Islander alone	3,602	0.5%	117	0.4%
Some other race alone	2,580	0.3%	113	0.4%
Two or more races	23,154	3.0%	1,403	4.8%
Hispanic or Latino	109,504	14.1%	4,796	16.5%
Total	776,733	100.0%	29,155	100.0%

POPULATION BREAK DOWN



Population



Age Profile:

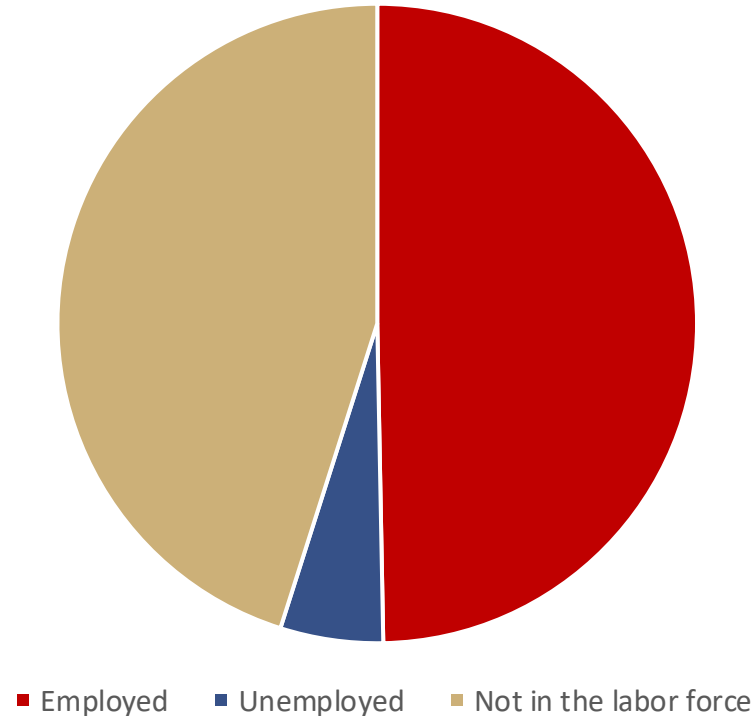
	San Francisco		Tenderloin	
	#	%	#	%
Under 5 years	31,633	4.1%	923	3.2%
5 to 17 years	81,169	10.5%	2,103	7.2%
18 to 24 years	70,596	9.1%	3,487	12.0%
25 to 64 years	487,224	62.7%	18,692	64.1%
65 years and over	106,111	13.7%	3,950	13.5%
Total	776,733	100.0%	29,155	100.0%

Demographic of the Tenderloin

Employment Status For Population 16 Years and Over:

	San Francisco		Tenderloin	
	#	%	#	%
Employed	428,060	63.3%	13,250	49.7%
Unemployed	20,609	3.0%	1,382	5.2%
Not in labor force	227,707	33.7%	12,034	45.1%
Total	676,376	100.0%	26,666	100.0%

Employment Status



Income:

	San Francisco	Tenderloin
Median household income in 1999	\$55,221	\$20,363
Median family income in 1999	\$63,545	\$27,511
Per capita income in 1999	\$34,556	\$16,872

Tenderloin Station Staffing

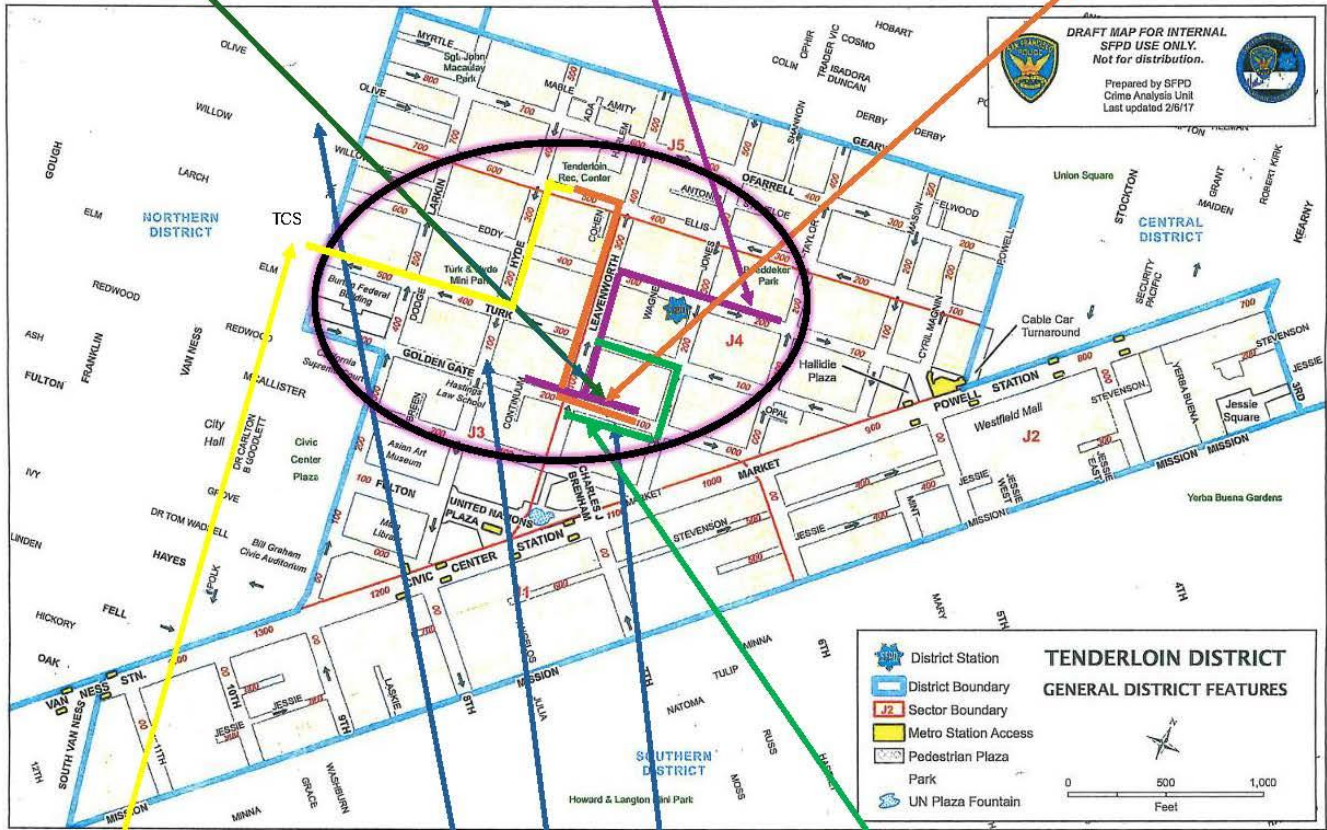
Tenderloin Station staffing is divided into Patrol and Foot beats.

- Tenderloin Station has 95 sworn officers.
 - 1 Captain, 4 Lieutenants, 16 Sergeants, 96 Officers.
 - 19 Day watch, 20 Swings, 23 Midnights
 - 9 Foot-beat Officers
 - 10 Plainclothes Officers, 6 Violence Reduction Officers
 - 9 Officers Misc. (Military Leave, Loan, DP, Captain's Staff)

826 Valencia TL Center - 180 Golden Gate Ave
-Mon-Thurs: Afterschool Prgm: 1510 arrival; 1610 arrival/departure; 1700 departure
-Mon, Tue, Fri Field Trips: Depart 1000 / Return 1400
-Wed: YLAB arrive/depart: 1410/1700 / BLAC is 0500/0630

TNDC (TASP TL Afterschool Prgm - 225 Eddy St
-Mon-Fri 1400-1800 (students arrive 1430-1630)
-Once a month Fri: Teen Night 1800-2000
-Weds: Middle/High schoolers walk from 201 Eddy to 220 GG (**Walking Path: Leav between GG and Eddy**)

Wu Yee Children's Services - 177 Golden Gate Ave
-Mon-Fri: 0800-0930 (students arrive): 1500-1700 (students depart)
-Walk to Park: 1045 (depart); 1200 (return)
-Walking path: Leavenworth from GG to Ellis



Tenderloin Community School (TCS)
-627 Turk - Dismissal 1500: Children meets Officer at the Command Van @ Turk/Hyde (**Walking path: Turk to Hyde (Command Van) To TL Rec Ctr at Ellis**)

Larkin Street Youth Svcs
-134 GG Ave (Mon-Fri 0800-1600)
-129 Hyde St (24 hr residential prgm)
-869 Ellis St (24 hr shelter)

DeMarillac Academy - 175 GG (Walking path: GG to Jones on Turk)
-Arrival: Mon, Tue, Thur, Fri: 0715-0810
-Dismissal: Mon, Tues, Thur, Fri: 1600; (Wed: 1500)
-Mon: 0900-1200 DMA to 240 Turk (KROC)
-Thur: 1500-1600 DMA to 180 GG (826 Valencia TL Ctr)

Tenderloin Foot Beat

Footbeats are broken down into specific areas within the district and safe passage.

Utilization for hotspot policing and increase presence.

Areas such as United Nations Plaza and Mint Plaza are few of the highlighted deployment zones.

2021 Summary of Tenderloin



Tenderloin Police Station Summary 2021

TENDERLOIN STATION ARRESTS	BOOKED	CITED	TOTAL
ALL CRIMES	1,592	388	1,979
MAJOR CATEGORY ARRESTS	BOOKED	CITED	TOTAL
Narcotics Sales and Possession For Sales	495	24	519
Warrant Arrest	345	1	346
Assault/Battery	123	98	221
Domestic Violence	132	3	135
Veh Stolen/Recover	125	5	129
Commercial/Residential Burglary	56	2	58
Firearm	48	1	49
Shoplifting	13	36	49
Violation of Stay Away Order	44	1	45
Narcotics Possession	5	35	40
Vandalism	23	11	34
Robbery	32	1	33
Driving W/ No License/Suspended/Revoked	--	32	32
Terrorist Threats	31	1	32
Theft	9	19	28
Violation of Restraining Order	24	--	24
Probation Violation	9	--	9
Att. Homicide	6	--	6
Homicide	4	--	4
Parole Violation	4	--	4
Misc.	64	118	182

REPORTED OCCURRENCES (Part I Crimes)

CATEGORY	2021	2020	% CHANGE
ARSON	19	15	26.67%
ASSAULT	1,080	1,039	3.95%
BURGLARY	302	322	-6.21%
HOMICIDE	6	8	-25.00%
LARCENY THEFT	1,203	1,085	10.88%
<i>Auto Burglaries</i>	<u>337</u>	<u>318</u>	<u>5.97%</u>
MOTOR VEHICLE THEFT	247	233	6.01%
RAPE	29	22	31.82%
ROBBERY	297	343	-13.41%
TOTAL	3,183	3,067	3.78%

ADDITIONAL INFORMATION

	2021	2020	% CHANGE
SALES/PFS	519	600	-13.50%
NARCOTICS SEIZED	48.4 Kilos	18.1 Kilos	167.40%
NARCOTICS CURRENCY SEIZED	\$200,107	\$288,275	-30.58%
HOMICIDE	10	10	0.00%
SHOOTINGS (non-fatal/fatal)	43	23	86.96%
MENTAL HEALTH DETENTION (5150)	282	340	-28.72%
NALOXONE DEPLOYMENT	79	124	-36.29%
FIREARMS SEIZED	71	68	4.41%

2022 Summary of Tenderloin



Tenderloin Police Station Summary 2022

TENDERLOIN STATION ARRESTS	BOOKED	CITED	TOTAL
ALL CRIMES	1,906	942	2,848

Narcotics Sales and Possession For Sales	527	39	566
Warrant Arrest	449	1	450
Narcotics/Paraphernalia Possession	25	380	405
Assault/Battery	173	102	275
Shoplifting	55	172	227
Domestic Violence	130	3	133
Veh Stolen/Recover	117	2	119
Theft	27	59	86
Firearm	74	-	74
Robbery	52	-	52
Vandalism	34	8	42
Driving W/ No License/Suspended/Revoked	-	38	38
Commercial/Residential Burglary	33	-	33
Terrorist Threats	26	3	29
Violation of Restraining Order	24	-	24
Violation of Stay Away Order	21	1	22
Att. Homicide	11	-	11
Probation Violation	10	-	10
Auto Burglary	8	-	8
Search Warrant	6	0	6
Sexual Assault	8	1	9
Homicide/Manslaughter	4	0	4
Misc	92	133	225

REPORTED OCCURRENCES (Part I & II Crimes)

CATEGORY	2022	2021	% CHANGE
ARSON	27	26	3.8%
ASSAULT	491	434	13.1%
BURGLARY	221	304	-27.3%
HOMICIDE	7	11	-36.4%
LARCENY THEFT	1,746	1,251	39.6%
<i>Auto Burglaries</i>	336	362	-7.2%
MOTOR VEHICLE THEFT	210	247	-15.0%
RAPE	32	30	6.7%
ROBBERY	338	297	13.8%
TOTAL	3,075	2,605	18.0%

ADDITIONAL INFORMATION

	2022	2021	% CHANGE
SALES/PFS	566	519	9.06%
NARCOTICS SEIZED IN GRAMS	102,673.3	48,408.0	112.10%
NARCOTICS SEIZED	102.7 kilos	48.4 kilos	-12.27%
NARCOTICS CURRENCY SEIZED	175,560	200,107	-12.27%
HOMICIDE	7	11	-36.36%
SHOOTINGS (non-fatal/fatal)	31	43	-27.91%
MENTAL HEALTH DETENTION (5150)	292	282	3.55%
NALOXONE DEPLOYMENT	99	79	25.32%
FIREARMS SEIZED	118	66	78.79%

2023 Summary of Tenderloin



Tenderloin Police Station Summary 2023

TENDERLOIN DISTRICT ARRESTS	BOOKED	CITED	TOTAL
TOTAL DISTRICT ARRESTS	2,699	837	3,536
Narcotics Sales and Possession For Sales	855	62	917
Warrant Arrest	763	-	763
Under Influence Of Alcohol/Drugs	122	180	302
Assault/Battery	140	98	238
Narcotics/Paraphernalia Possession	16	164	180
Veh Stolen/Recover	168	10	178
Domestic Violence	165	1	166
Misc (Trespassing, Fraud, Arson, Traffic Collision, Weapons Possession, etc.)	60	96	156
Firearm	93	-	93
Traffic Violation Arrest	7	82	89
Shoplifting	36	47	83
Vandalism	36	19	55
Theft	24	25	49
Robbery	46	1	47
Driving W/ No License/Suspended/Revoked	3	42	45
Commercial/Residential Burglary	29	5	34
Terrorist Threats	33	1	34
Violation of Stay Away Order	29	-	29
Driving Under The Influence Of Alc/Drugs	14	2	16
Violation of Restraining Order	12	-	12
Search Warrant	11	-	11
Homicide/Manslaughter	10	-	10
Auto Burglary	8	1	9
Sexual Assault	5	1	6
Att. Homicide	5	-	5
Parole Violation	5	-	5
Probation Violation	4	-	4

REPORTED OCCURRENCES (Property & Violent Crimes)

CATEGORY	2023	2022	% CHANGE
ARSON	23	25	-8.0%
AGGRAVATED ASSAULT	440	493	-10.8%
BURGLARY	241	230	4.8%
HOMICIDE	12	7	71.4%
LARCENY THEFT	1,462	1,816	-19.5%
<i>Auto Burglaries</i>	<u>238</u>	<u>351</u>	<u>-32.2%</u>
MOTOR VEHICLE THEFT	240	217	10.6%
RAPE	25	35	-28.6%
ROBBERY	380	341	11.4%
TOTAL	2,823	3,164	-10.8%

ADDITIONAL DISTRICT INFORMATION

	2023	2022	% CHANGE
SALES/PFS	917	566	62.0%
NARCOTICS SEIZED IN GRAMS	186,664.9	102,673.3	81.8%
NARCOTICS SEIZED	186.6 kilos	102.6 kilos	81.8%
NARCOTICS CURRENCY SEIZED	\$457,143	\$175,560	160.4%
HOMICIDE	12	7	71.4%
SHOOTINGS (non-fatal/fatal)	32	31	3.2%
MENTAL HEALTH DETENTION (5150)	294	292	0.7%
NALOXONE DEPLOYMENT	112	99	13.1%
FIREARMS SEIZED	134	112	19.6%

2024 YTD Summary of Tenderloin



Co. J Weekly Crime Stats Dashboard

2023		The Week Of: 10/21/24 - 10/27/24 (prior 7 days) & YTD 10/27/24								2024				
		10/21/24 - 10/27/24		Prior Week	Change	% Change	YTD 2024	YTD 2023	Change	% Change				
Homicides		Part 1 - Violent Crime										Homicides		
YTD 2023	9	Rape	1	0	1	100.0%	24	22	2	9.1%	YTD 2024	8	-11.1%	
YTD 2022	5	Robbery	7	6	1	16.7%	263	332	-69	-20.8%	YTD 2023	9		
		Agg. Assault	5	8	-3	-37.5%	379	367	12	3.3%				
Shootings		Part 1 - Violent Total										Shootings		
YTD 2023	24		13	14	-1	-7.1%	667	734	-67	-9.1%	YTD 2024	20	-16.7%	
YTD 2022	25										YTD 2023	24		
Part 1 - Violent Crime		Part 1 - Property Crime										Part 1 - Violent Crime		
YTD 2023	734	Burglary (Comm/Residential)	6	2	4	200.0%	200	217	-17	-7.8%	YTD 2024	667	-9.1%	
YTD 2022	749	Motor Veh Theft (Stolen Cars)	2	5	-3	-60.0%	177	210	-33	-15.7%	YTD 2023	734		
		Arson	0	0	0	0.0%	19	15	4	26.7%				
		Larceny Theft (Auto Burg Included)	16	29	-13	-44.8%	935	1,312	-377	-28.7%				
Part 1 Property Crime		<u>Auto Burglary</u>	<u>1</u>	<u>7</u>	<u>-6</u>	<u>-85.7%</u>	<u>150</u>	<u>213</u>	<u>-63</u>	<u>-29.6%</u>	Part 1 Property Crime			
YTD 2023	1,754	Part 1 - Property Total										YTD 2024	1,331	-24.1%
YTD 2022	1,852		24	36	-12	-33.3%	1,331	1,754	-423	-24.1%	YTD 2023	1,754		
Auto Burglaries		Narcans Deployment	2	1	1	100.0%	59	91	-32	-35.2%	Auto Burglaries			
YTD 2023	213	Sales/PFS Arrests	8	15	-7	-46.7%	688	753	-65	-8.6%	YTD 2024	150	-29.6%	
YTD 2022	296	Drugs Seized (grams)	171.8	954.0	-782.2	-82.0%	111,970.4	166,146.9	-\$54,177	-32.6%	YTD 2023	213		
		Drug Money Seized	\$ 1,768	\$ 4,462	-\$2,694.0	-60.4%	\$ 566,261	\$ 387,973	\$178,288	46.0%	Domestic Violence			
		Firearm Seized	2	1	1	100.0%	143	112	31	27.7%	YTD 2024	383	-5.0%	
Domestic Violence		Felony Arrest	50	58	-8	-13.8%	2,810	2,176	634	29.1%	YTD 2023	403		
YTD 2023	403	Misdemeanor Arrest	23	36	-13	-36.1%	817	713	104	14.6%				
YTD 2022	353													

*All figures and data are preliminary and subject to further analysis and revision. Unless otherwise noted, crime statistics reflect "AS IS" based on the requested date and data availability as of its search date. Information contained may be sensitive in nature that requires additional safeguards against public dissemination, the media, or other personnel who do not have a valid "right and need to know". Dissemination of this document and its contents outside the SFPD is prohibited without approval of the SFPD Command Staff.

Goals and Objectives

Tenderloin Station's Annual Community Policing Plan directly reflects the Goals and Objectives of the San Francisco Police Department's broader Community Policing Strategic Plan. Some of the main goals of Tenderloin Station's plan include:

- **Goal 1:** Increasing Communication
- **Goal 2:** Educating and Being Educated by the Public
- **Goal 3:** Problem-Solving Community Issues
- **Goal 4:** Relationship Building

The above-referenced goals and their corresponding objectives are laid out in the next several slides, which serve as an outline for Tenderloin Station's strategic plan and demonstrate how our plan aligns with SFPD's broader Community Policing Strategic Plan.

Goal 1: Increasing Communication

Honest, transparent, and empathetic dialogue between Tenderloin Station and the Community.

These are some of the strategies that Tenderloin Station is employing to meet our first objective of increasing communication:

- **Objective 1.1:** Creating a diverse set of communication channels between Tenderloin Station and the community (community meetings, station newsletter, station twitter feed)
- **Objective 1.2:** Solicit conversation, input, and collaboration from various and diverse viewpoints (CPAB, Community Meeting, Community Events)
- **Objective 1.3:** Communicate, publicize, and educate the community about Tenderloin Station's goals and policies (provide detailed statistics and data on crime trends in the district and regularly provide overviews of department policies and procedures that foster transparency and accountability)

Goal 2: Educating and being educated by the Public

SFPD both trains and is trained by the communities it serves

These are some of the strategies that Tenderloin Station is employing to meet our second objective of educating and being educated by the public:

- **Objective 2.1:** Train the community to empower them to improve community safety (give regular on-site safety briefings to community groups and schools throughout the Tenderloin)
- **Objective 2.2:** Invite third party and community instructors to contribute to SFPD training (invite guest speakers from various community groups to address officers to provide a diverse and broadened perspective)

Goal 3: Problem-Solving

Increase safety through collaborative working partnerships between SFPD, community members, and organizations to identify and address local topics of concern

What Strategies are you employing to meet the objectives of Goal 3

- **Objective 3.1:** Officers can connect individuals to resources when call for service is outside their scope
- **Objective 3.2:** Collaboratively identify and develop responses to local issues and concerns with individuals, community-based organizations, and city services
- **Objective 3.3:** Utilize a formalized problem-solving model across district stations

Goal 3: Problem-Solving Community Issues

Increase safety through collaborative working partnerships between Tenderloin Station, community members, and organizations to identify and address local topics of concern

These are some of the strategies that Tenderloin Station is employing to meet our third objective of problem-solving community issues:

- **Objective 3.1:** Officers can connect individuals to resources when a call for service is outside their scope (DPH, SCRT, HOT team, ACC, community mediation boards for ADR)
- **Objective 3.2:** Collaboratively identify and develop responses to local issues and concerns with individuals, community-based organizations, and city services (virtual and in person public safety meetings, CPAB)
- **Objective 3.3:** Adopt-a-block initiative, each Officers will become an ambassador or main point of contact for the block. Officers familiarized themselves with residents, business owners, or building managers and have contact information for responsables.

Goal 4: Relationship-Building

Strong, trusting, and respectful relationships between Tenderloin Station and all facets of the Tenderloin Community

These are some of the strategies that Tenderloin Station is employing to meet the fourth objective of increasing relationship building:

- **Objective 4.1:** Increase visible officer presence and proactive, positive engagement with individuals outside of calls for service (TTF Triangle Public Safety Plan, Adopt-a-block initiative)
- **Objective 4.2:** Provide unbiased, dignified, and equal treatment and access to resources to all community members (provide consistent and up-to-date training on diversity, inclusion and implicit bias to all members of Tenderloin Station)

Problem Solving

Below are a few of the issues identified by the community that will be addressed and impacted by Tenderloin's Annual Community Policing Plan:

Drug dealing and use – the primary issue identified by members of the Tenderloin Community as an issue of concern has consistently been drug dealing and usage

Quality of life issues – homelessness, the pervasiveness of encampments and tents throughout the district and the resulting related quality of life issues

Auto burglaries auto theft – car break-ins and the theft of vehicles continue to be an ongoing issue that concerns members of the Tenderloin community

Shoplifting and petty theft – amongst the hundreds of small and large retailers throughout the Tenderloin, shoplifting is the primary issue that is of concern

Metrics Used to Review and Improve

In order to evaluate the effectiveness of Tenderloin's Annual Community Policing Plan, there are a number of metrics and sources of data that we will be reviewing and evaluating to measure success and determine if ongoing changes need to be made to our plan.

-
- 911 calls – is the volume of calls for service related to a particular issue like drug dealing/use increasing or decreasing?
 - Community Survey results – Since the implementation of Tenderloin Station's community policing plan, do community members feel more or less safe?
 - Use of Force Data – Has the enacted plan resulted in an increase or decrease in the number of uses of force by officers in the Tenderloin District?
 - Staff Survey Results – Do officers who are personally implementing Tenderloin's community policing plan feel that it is making an impact on the neighborhood?
 - Number of events held – have we as a station been able to increase the number of community events we participate in since the inception of the plan?
 - Meetings with community stakeholders – How do the community stakeholders view the ongoing efforts/impact of Tenderloin's Community Policing Plan?

Future Goals

Below are few goals/visions the Tenderloin's Annual Community Policing Plan hope to achieve in the upcoming year?

- Providing safety/awareness training for new members of the community. (Communication/Public Education)
- Organizing training or walk throughs with larger venues located in the district, that may be potential targets for a mass casualty attack. (Westfield Mall, Theaters, commercial buildings, popular landmarks and, businesses.)(Training/Education)
- Creating a directory of responsible contacts for all properties within the district to create a proactive positive community engagement for problem solving. (Problem Solving/Community Relations)

Community Partners

Tenderloin Station collaborates with a wide array of community stakeholders and partners who help inform and shape our community engagement strategy. A small sampling of our partners include:

The Tenderloin Neighborhood Development Corporation (TNDC)
The Tenderloin District Community Police Advisory Board (CPAB)
Delivering Innovation in Supportive Housing (DISH SF)
The Mid-Market Community Benefit District (MMCBD)
The Tenderloin Community Benefit District (TLCBD)
The Young Men's Christian Association (YMCA)
The Boys and Girl's Clubs of America
Youth With A Mission (YWAM)
Larkin Street Youth Center
Glide Memorial Church
St. Anthony's Church
The Salvation Army

Community Events

Below is a small sampling of the weekly, monthly and annual community events that Tenderloin Station participates in that supports our stated goals and objectives:

-
- Monthly Community Meetings
 - Safe Passage (Daily)
 - UC Hasting Safety Brief
 - Coffee with a Cop
 - Westfield Safety Meetings
 - Neighborhood Safety Walks
 - Rotary Club Meetings
 - Sunday Streets
 - Safety Meetings
 - Police Athletic League Play Streets
 - National Faith and Blue Event
 - Holiday Toy Drive
 - National Night Out
 - Monthly Community Police Advisory Board Meetings (CPAB)
 - St. Anthony/Glide Safety Meetings

2024 Tenderloin Community Events

Month/Year	Community Event	Location	Community Partner
Oct 2024	Halloween Pumpkin Giveaway	240 Turk Street	KROC Center
Nov 2024	Faith in Blue	St. Anthonys	St. Anthonys
Dec 2024	Holiday Tree Lighting	Boeddeker Park	Community Members
Dec 2024	Winter Wonderland Event	TL Rec Center	Community Members
Dec 2024	Winter Wonderland Event	Kroc Center	Kroc Center
Multiple Dates	UN Plaza Events	UN Plaza	Community Members
Multiples Dates	SFPD Judo Kid's Program	CO. J Community Room	SFPD

SFPD Neighborhood Safety Team

- The Neighborhood Safety Team (NST) is a unit within the SFPD Community Engagement Division focusing on crime prevention and safety awareness within our communities.
- The NST services will provide people with the tools, skills and knowledge to help prevent crime and violence in our neighborhoods. NST can visit your workplace and give safety presentations to your staff.
- You can contact the NST by email at NeighborhoodSafety@sfgov.org

Next Upcoming Meetings for Tenderloin

Tenderloin Station's **Community Meetings** are held on the last Tuesday of every month at 6:00pm

Tenderloin's **CPAB Meetings** are held on the last Tuesday at 5:00pm



For more information, visit sanfranciscopolice.org/stations/tenderloin-station or email SFPDTenderloinStation@sfgov.org

On behalf of all of the officers at Tenderloin Station, thank you.

Any questions?

You can always reach out to us at SFPDTenderloinStation@sfgov.org