

Racial Profiling Assessment

Arrests and Traffic Stops



Contents

- All Arrests
- All Drug Arrests
- All Juvenile Arrests
- All Juvenile Drug Arrest
- E585's: Traffic Stops

All Arrests

Incidents where victims identified race of suspects

	2009	2010	2011	2012	2013	2014	Total
AMERINDIAN/ALASKAN NATIVE/ALEUT/PACIFIC IS	0%	0%	0%	0%	0%	0%	0%
ASIAN	8%	8%	8%	7%	7%	7%	7%
BLACK	42%	41%	43%	43%	44%	42%	43%
WHITE HISPANIC	20%	19%	19%	18%	18%	19%	19%
WHITE NON HISPANIC	30%	31%	30%	31%	30%	31%	31%
Total	100%	100%	100%	100%	100%	100%	100%

Incidents where suspects were arrested

	2009	2010	2011	2012	2013	2014	Total	Differential
AMERINDIAN/ALASKAN NATIVE/ALEUT/PACIFIC IS	0%	0%	0%	0%	1%	1%	0%	0%
ASIAN	6%	6%	7%	6%	6%	7%	6%	-1%
BLACK	48%	47%	48%	46%	47%	44%	47%	+4%
WHITE HISPANIC	17%	16%	15%	15%	15%	17%	16%	-3%
WHITE NON HISPANIC	29%	31%	30%	32%	31%	32%	31%	0%
Total	100%	100%	100%	100%	100%	100%	100%	

All Drug Arrests

Incidents where victims identified race of suspects

	2009	2010	2011	2012	2013	2014	Total
AMERINDIAN/ALASKAN NATIVE/ALEUT/PACIFIC IS	0%	0%	0%	0%	0%	0%	0%
ASIAN	4%	5%	5%	5%	5%	7%	5%
BLACK	54%	50%	53%	51%	50%	46%	51%
WHITE HISPANIC	15%	15%	14%	13%	12%	18%	15%
WHITE NON HISPANIC	26%	30%	27%	30%	32%	29%	29%
Total	100%	100%	100%	100%	100%	100%	100%

Incidents where suspects were arrested

	2009	2010	2011	2012	2013	2014	Total	Differential
AMERINDIAN/ALASKAN NATIVE/ALEUT/PACIFIC IS	0%	0%	0%	0%	0%	0%	0%	0%
ASIAN	3%	5%	4%	5%	5%	6%	4%	-1%
BLACK	56%	53%	56%	53%	51%	46%	53%	+2%
WHITE HISPANIC	15%	14%	14%	12%	12%	19%	14%	0%
WHITE NON HISPANIC	25%	28%	25%	30%	32%	29%	28%	-1%
Total	100%	100%	100%	100%	100%	100%	100%	

All Juvenile Arrests

Incidents where victims identified race of suspects

	2009		2010		2011		2012		2013		2014		Total	
AMERINDIAN/ALASKAN NATIVE/ALEUT/PACIFIC IS	0	0%	2	0%	0	0%	6	1%	9	1%	1	0%	18	0%
ASIAN	101	7%	90	8%	91	8%	101	9%	145	9%	95	8%	623	8%
BLACK	882	64%	749	66%	731	64%	688	62%	996	65%	715	61%	4,761	64%
WHITE HISPANIC	296	21%	227	20%	257	22%	231	21%	296	19%	267	23%	1,574	21%
WHITE NON HISPANIC	101	7%	68	6%	68	6%	77	7%	98	6%	88	8%	500	7%
Total	1,380	100%	1,136	100%	1,147	100%	1,103	100%	1,544	100%	1,166	100%	7,476	100%

Incidents where suspects were arrested

	2009		2010		2011		2012		2013		2014		Total		Differential
AMERINDIAN/ALASKAN NATIVE/ALEUT/PACIFIC IS	0	0%	2	0%	0	0%	3	1%	4	1%	2	0%	11	0%	0%
ASIAN	45	7%	44	9%	42	9%	36	8%	65	10%	47	9%	279	9%	1%
BLACK	378	62%	311	63%	309	66%	275	63%	371	60%	298	60%	1,942	62%	-2%
WHITE HISPANIC	145	24%	105	21%	90	19%	95	22%	145	23%	128	26%	708	23%	2%
WHITE NON HISPANIC	42	7%	30	6%	27	6%	27	6%	37	6%	24	5%	187	6%	-1%
Total	610	100%	492	100%	468	100%	436	100%	622	100%	499	100%	3,127	100%	

All Juvenile Drug Arrests

Incidents where victims identified race of suspects

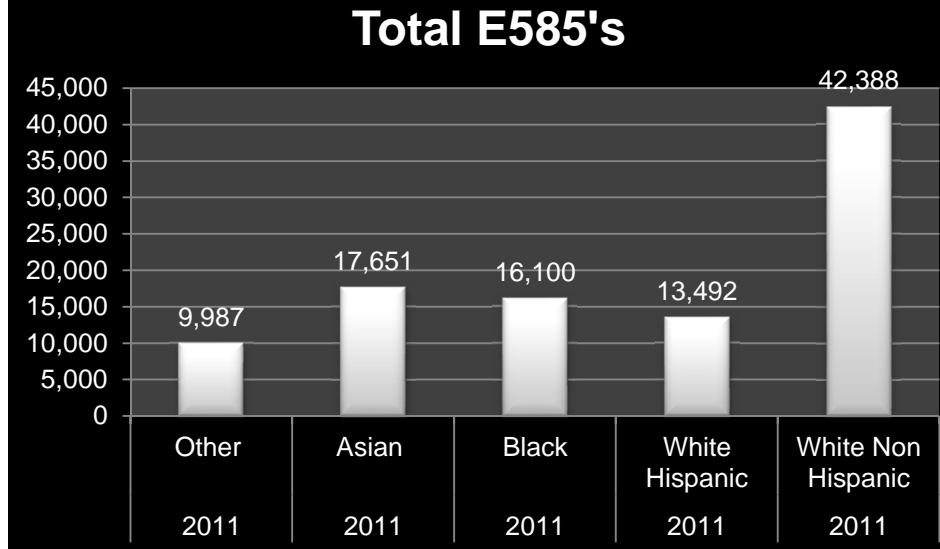
	2009		2010		2011		2012		2013		2014		Total	
AMERINDIAN/ALASKAN NATIVE/ALEUT/PACIFIC IS	0	0%	0	0%	0	0%	0	0%	2	3%	1	2%	3	1%
ASIAN	21	10%	16	14%	7	11%	4	7%	5	7%	8	16%	61	10%
BLACK	124	57%	66	58%	41	65%	18	30%	30	39%	17	33%	296	51%
WHITE HISPANIC	55	25%	28	25%	10	16%	27	45%	30	39%	20	39%	170	29%
WHITE NON HISPANIC	18	8%	4	4%	5	8%	11	18%	9	12%	5	10%	52	9%
Total	218	100%	114	100%	63	100%	60	100%	76	100%	51	100%	582	100%

Incidents where suspects were arrested

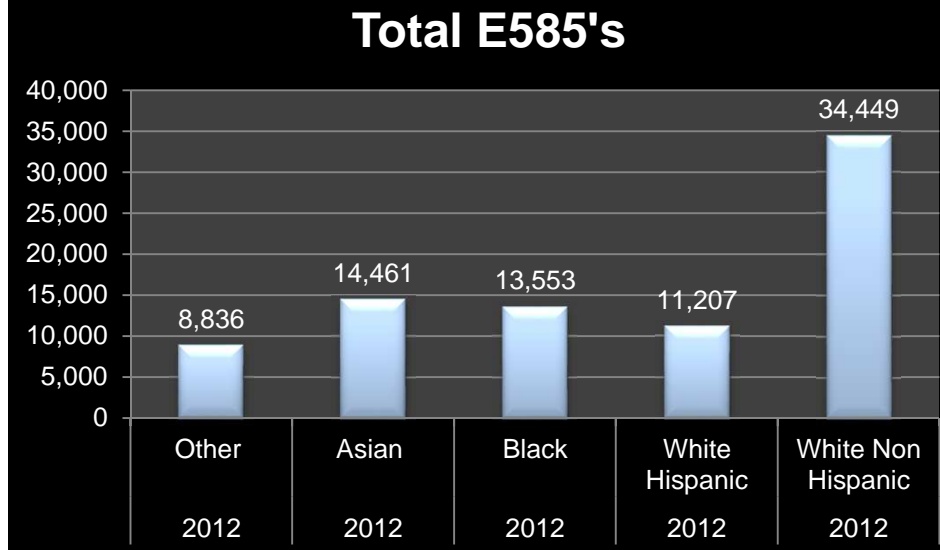
	2009		2010		2011		2012		2013		2014		Total		Differential
AMERINDIAN/ALASKAN NATIVE/ALEUT/PACIFIC IS	0	0%	0	0%	0	0%	0	0%	1	2%	1	2%	2	1%	0%
ASIAN	6	5%	10	15%	3	9%	0	0%	3	5%	5	11%	27	8%	-3%
BLACK	68	56%	36	54%	20	63%	11	39%	20	34%	15	34%	170	48%	-3%
WHITE HISPANIC	38	31%	20	30%	5	16%	14	50%	28	47%	19	43%	124	35%	6%
WHITE NON HISPANIC	10	8%	1	1%	4	13%	3	11%	7	12%	4	9%	29	8%	-1%
Total	122	100%	67	100%	32	100%	28	100%	59	100%	44	100%	352	100%	

E585's Traffic Stops

<u>Year</u>	<u>Race</u>	<u>Total E585's</u>	<u>%</u>
2011	Other	9,987	10.03%
2011	Asian	17,651	17.72%
2011	Black	16,100	16.16%
2011	White Hispanic	13,492	13.54%
2011	White Non Hispanic	42,388	42.55%

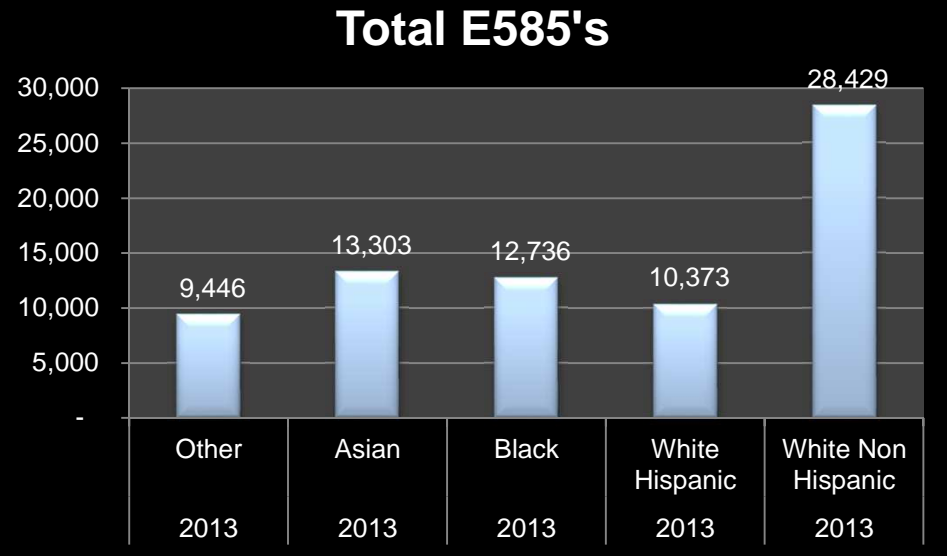


<u>Year</u>	<u>Race</u>	<u>Total E585's</u>	<u>%</u>
2012	Other	8,836	10.71%
2012	Asian	14,461	17.53%
2012	Black	13,553	16.43%
2012	White Hispanic	11,207	13.58%
2012	White Non Hispanic	34,449	41.75%

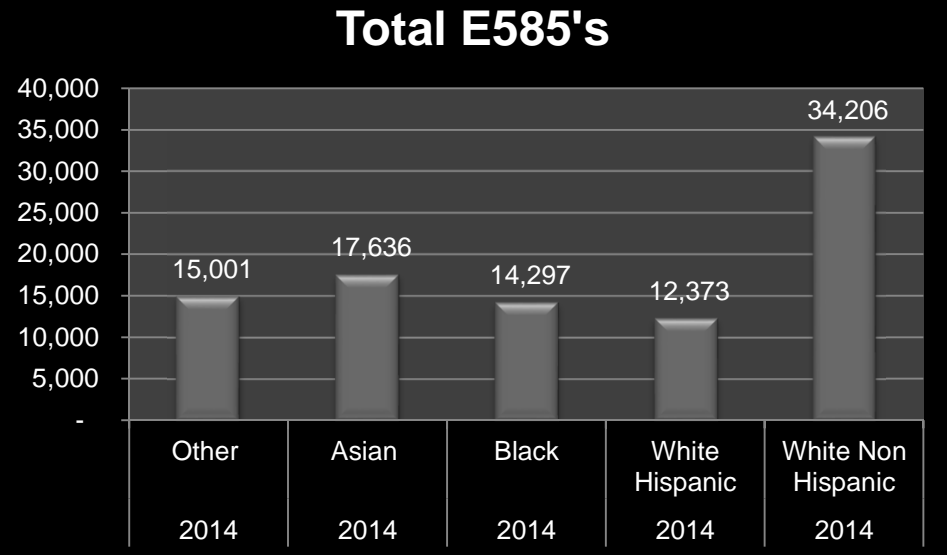


E585's Traffic Stops

<u>Year</u>	<u>Race</u>	<u>Total E585's</u>	<u>%</u>
2013	Other	9,446	12.72%
2013	Asian	13,303	17.91%
2013	Black	12,736	17.14%
2013	White Hispanic	10,373	13.96%
2013	White Non Hispanic	28,429	38.27%



<u>Year</u>	<u>Race</u>	<u>Total E585's</u>	<u>%</u>
2014	Other	15,001	16.04%
2014	Asian	17,636	18.86%
2014	Black	14,297	15.29%
2014	White Hispanic	12,373	13.23%
2014	White Non Hispanic	34,206	36.58%



Questions

?