

Annual Community Policing Plan For 2023

Tenderloin Station



CITY & COUNTY OF SAN FRANCISCO

Police Department

Tenderloin District

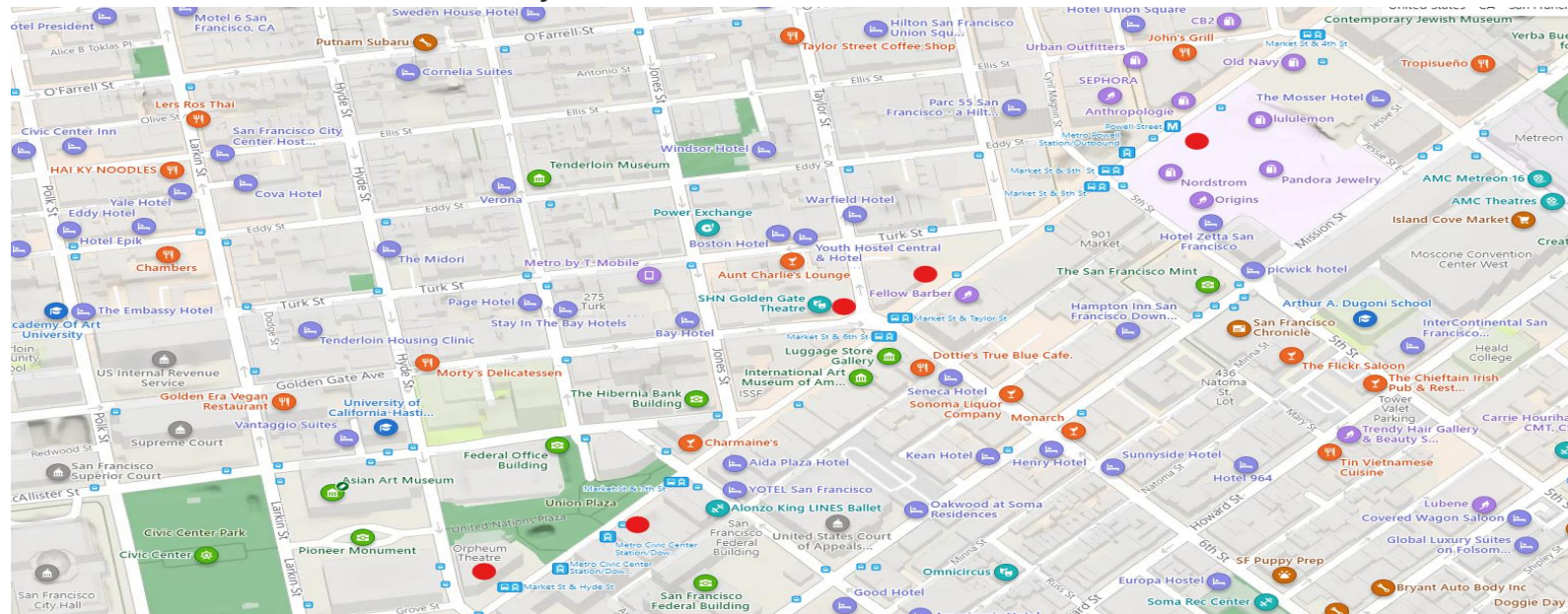


- 50 sq. blocks
- Approximately 29,000-30,000 residents (3.8% of SF)
- Corridor between City Hall/UN PLAZA and Union Square.
- Historical Issues include homeless numbers and drug trade issues.
- Tenderloin Station deploys the largest amount of Foot beat Officers.

Entertainment Venues

Tenderloin has numerous entertainment venues

- Orpheum Theatre (1192 Market St)
- Westfield Mall (865 Market St)
- Golden Gate Theatre (1 Taylor St)
- The Warfield (982 Market St)
- American Conservatory Theatre Strand Theatre (1127 Market St)



Landmarks within the Tenderloin

Tenderloin has numerous of Landmark spread throughout the small district.

- Powell Street and Market Street (Cable Car Turn Table)
- Popular Hotels such as The Hilton, Parc 55, Marriott Marque, The Proper Hotel.
- United Nation's Plaza.
- Mint Plaza.
- Powell Street and Civic Center Bart Station.
- Twitter Headquarters
- San Francisco Public Library
- Asian Art Museum
- Federal Court house

Community Parks/Programs

Tenderloin Station staffing is divided into Patrol and Foot beats.

- Tenderloin has three parks
 - Boeddeker Park, Turk/Hyde Mini park, Sgt. Macaulay Park
- Children/School Programs
 - SHAW (145 Eddy St)
 - Up on Top (570 Ellis St)
 - Cross Cultural Center (259 Turk St)
 - SF City Academy (302 Eddy St)
 - Wu Yee Children's Services (316 Leavenworth St)
 - Boys & Girls Club (201 Turk)
 - Salvation Army/Kroc Center (240 Turk St)

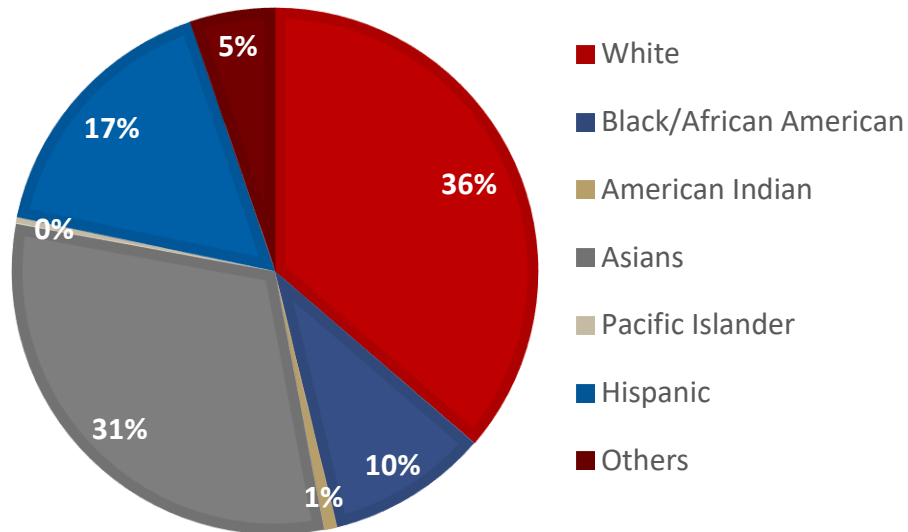
Demographic of the Tenderloin

Total Population: 29,155 (3.8% of City's total population)

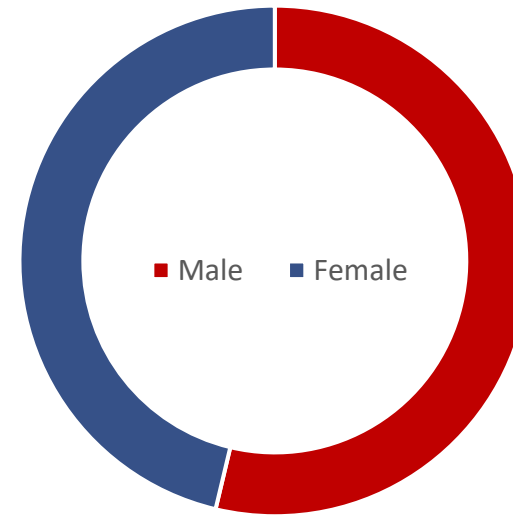
Race/Ethnic Profile:

	San Francisco		Tenderloin	
	#	%	#	%
White alone	338,909	43.6%	10,594	36.3%
Black or African American alone	58,791	7.6%	2,898	9.9%
American Indian and Alaska Native alone	2,020	0.3%	230	0.8%
Asian alone	238,173	30.7%	9,004	30.9%
Native Hawaiian and Other Pacific Islander alone	3,602	0.5%	117	0.4%
Some other race alone	2,580	0.3%	113	0.4%
Two or more races	23,154	3.0%	1,403	4.8%
Hispanic or Latino	109,504	14.1%	4,796	16.5%
Total	776,733	100.0%	29,155	100.0%

POPULATION BREAK DOWN



Population



Age Profile:

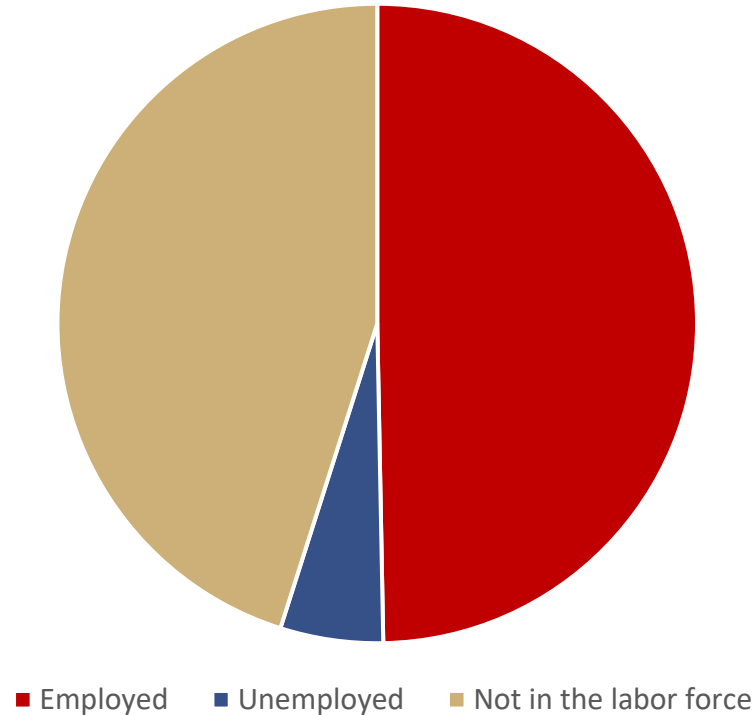
	San Francisco		Tenderloin	
	#	%	#	%
Under 5 years	31,633	4.1%	923	3.2%
5 to 17 years	81,169	10.5%	2,103	7.2%
18 to 24 years	70,596	9.1%	3,487	12.0%
25 to 64 years	487,224	62.7%	18,692	64.1%
65 years and over	106,111	13.7%	3,950	13.5%
Total	776,733	100.0%	29,155	100.0%

Demographic of the Tenderloin

Employment Status For Population 16 Years and Over:

	San Francisco		Tenderloin	
	#	%	#	%
Employed	428,060	63.3%	13,250	49.7%
Unemployed	20,609	3.0%	1,382	5.2%
Not in labor force	227,707	33.7%	12,034	45.1%
Total	676,376	100.0%	26,666	100.0%

Employment Status



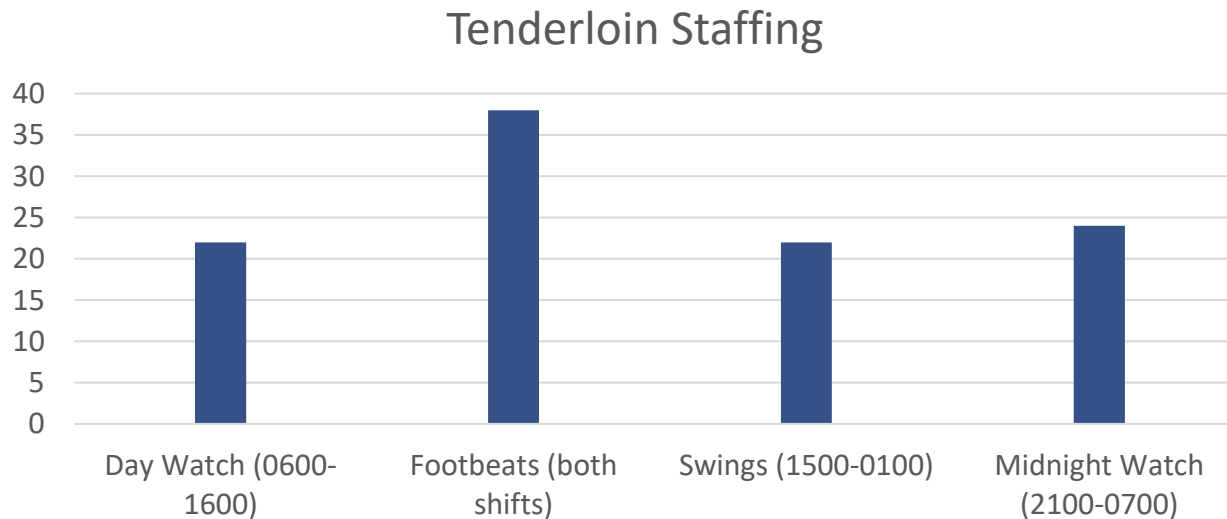
Income:

	San Francisco	Tenderloin
Median household income in 1999	\$55,221	\$20,363
Median family income in 1999	\$63,545	\$27,511
Per capita income in 1999	\$34,556	\$16,872

Tenderloin Station Staffing

Tenderloin Station staffing is divided into Patrol and Foot beats.

- Tenderloin Station has 141 sworn officers.
 - 1 Captain, 6 Lieutenants, 16 Sergeants, 114 Officers.
 - 22 Day watch, 22 Swings, 24 Midnights
 - 38 Foot-beat Officers
 - 13 Officers Misc. (Military Leave, Loan, DP, Captain's Staff)



2019 Summary of Tenderloin



Tenderloin Police Station Summary 2019

ARREST DATA

TENDERLOIN STATION	BOOKED	CITED	TOTAL
ALL CRIMES	2,637	808	3,445
MAJOR CATEGORY ARRESTS	BOOKED	CITED	TOTAL
Att. Homicide	6		6
Assault/Battery	167	182	349
Auto Burglary	31	1	32
Commercial/Residential Burglary	49	3	52
Domestic Violence	142	2	144
Driving Under The Influence Of Alc/Drugs	5	2	7
Fraud	14	1	15
Firearm	86	2	88
Homicide	5		5
Parole Violation	43		43
Probation Violation	47		47
Narcotics Possession	5	97	102
Narcotics Sales and Possession For Sales	511	11	522
Robbery	77	5	82
Shoplifting	60	92	152
Theft	29	37	66
Veh Stolen/Recover	90	1	91
Violation of Restraining Order	30		30
Violation of Stay Away Order	106	2	108
Warrant Arrest	944		944
TOTAL	2,447	438	2,885

REPORTED OCCURRENCES (Part I Crimes)

CATEGORY	2019	2018	% CHANGE
ARSON TOTAL	18	23	-21.74%
ASSAULT TOTAL	1247	1221	2.13%
BURGLARY TOTAL	203	245	-17.14%
HOMICIDE TOTAL	10	9	11.11%
LARCENY THEFT TOTAL	2433	2563	-5.07%
<i>Auto Burglaries</i>	<u>682</u>	<u>689</u>	<u>-1.01%</u>
MOTOR VEHICLE THEFT	158	133	18.80%
RAPE TOTAL	34	40	-15.00%
ROBBERY TOTAL	441	508	-13.18%
TOTAL	4,544	4,742	-4.17%

ADDITIONAL INFORMATION

	2019	2018	% CHANGE
SHOOTINGS (non-fatal/fatal)	14	6	133.30%
MENTAL HEALTH DETENTION (5150)	477	545	-12.47%
NALOXONE DEPLOYMENT	73	53	37.73%
FIREARMS SEIZED	94	80	17.50%

2020 Summary of Tenderloin



Tenderloin Police Station Summary 2020

ARREST DATA

TENDERLOIN STATION	BOOKED	CITED	TOTAL
ALL CRIMES	1,758	461	2,219
MAJOR CATEGORY ARRESTS	BOOKED	CITED	TOTAL
Narcotics Sales and Possession For Sales	584	16	600
Warrant Arrest	389	-	389
Assault/Battery	118	84	202
Domestic Violence	125	1	126
Veh Stolen/Recover	116	9	125
Commercial/Residential Burglary	71	8	79
Driving W/ No License/Suspended/Revoked	1	65	66
Firearm	61	3	64
Narcotics Possession	3	55	58
Shoplifting	15	39	54
Violation of Stay Away Order	48	3	51
Robbery	45	2	47
Theft	13	23	36
Violation of Restraining Order	12	-	12
Auto Burglary	9	2	11
Probation Violation	9	-	9
Att. Homicide	7	-	7
Fraud	4	3	7
Parole Violation	7	-	7
Homicide	3	-	3
Miscellaneous/Other	118	148	266

REPORTED OCCURRENCES (Part I Crimes)

CATEGORY	2020	2019	% CHANGE
ARSON	15	18	-16.67%
ASSAULT	1,033	1,252	-17.49%
BURGLARY	315	206	52.91%
HOMICIDE	10	11	-9.09%
LARCENY THEFT	1,043	2,528	-58.74%
<i>Auto Burglaries</i>	308	715	-56.92%
MOTOR VEHICLE THEFT	227	160	41.88%
RAPE	20	35	-42.86%
ROBBERY	337	442	-23.76%
TOTAL	3,000	4,652	-35.51%

ADDITIONAL INFORMATION

	2020	2019	% CHANGE
SALES/PFS	600	522	14.94%
NARCOTICS SEIZED	18.1 Kilos	10.5 Kilos	72.38%
NARCOTICS CURRENCY SEIZED	\$288,275	-	-
HOMICIDE	10	11	-9.09%
SHOOTINGS (non-fatal/fatal)	23	14	64.29%
MENTAL HEALTH DETENTION (5150)	340	477	-28.72%
NALOXONE DEPLOYMENT	124	85	45.88%
FIREARMS SEIZED	65	91	-28.57%

2021 Summary of Tenderloin



Tenderloin Police Station Summary 2021

TENDERLOIN STATION ARRESTS	BOOKED	CITED	TOTAL
ALL CRIMES	1,592	388	1,979
MAJOR CATEGORY ARRESTS	BOOKED	CITED	TOTAL
Narcotics Sales and Possession For Sales	495	24	519
Warrant Arrest	345	1	346
Assault/Battery	123	98	221
Domestic Violence	132	3	135
Veh Stolen/Recover	125	5	129
Commercial/Residential Burglary	56	2	58
Firearm	48	1	49
Shoplifting	13	36	49
Violation of Stay Away Order	44	1	45
Narcotics Possession	5	35	40
Vandalism	23	11	34
Robbery	32	1	33
Driving W/ No License/Suspended/Revoked	--	32	32
Terrorist Threats	31	1	32
Theft	9	19	28
Violation of Restraining Order	24	--	24
Probation Violation	9	--	9
Att. Homicide	6	--	6
Homicide	4	--	4
Parole Violation	4	--	4
Misc.	64	118	182

REPORTED OCCURRENCES (Part I Crimes)

CATEGORY	2021	2020	% CHANGE
ARSON	19	15	26.67%
ASSAULT	1,080	1,039	3.95%
BURGLARY	302	322	-6.21%
HOMICIDE	6	8	-25.00%
LARCENY THEFT	1,203	1,085	10.88%
<i>Auto Burglaries</i>	<u>337</u>	<u>318</u>	<u>5.97%</u>
MOTOR VEHICLE THEFT	247	233	6.01%
RAPE	29	22	31.82%
ROBBERY	297	343	-13.41%
TOTAL	3,183	3,067	3.78%

ADDITIONAL INFORMATION

	2021	2020	% CHANGE
SALES/PFS	519	600	-13.50%
NARCOTICS SEIZED	48.4 Kilos	18.1 Kilos	167.40%
NARCOTICS CURRENCY SEIZED	\$200,107	\$288,275	-30.58%
HOMICIDE	10	10	0.00%
SHOOTINGS (non-fatal/fatal)	43	23	86.96%
MENTAL HEALTH DETENTION (5150)	282	340	-28.72%
NALOXONE DEPLOYMENT	79	124	-36.29%
FIREARMS SEIZED	71	68	4.41%

2022 YTD Summary of Tenderloin

Reported Incidents/Occurrences In The Tenderloin

Data from CompStat/Business Intelligence

*YTD CompStat Data Sep 30, 2022

Tenderloin Police Station Incidents Reported	July 2022	Aug 2022	Sept 2022	*YTD 2022	July 2021	Aug 2021	Sept 2021	*YTD 2021	July Variance	August Variance	Sept Variance	*YTD Variance
Assault	136	115	129	969	98	100	99	799	38.8%	15.0%	30.3%	21.3%
Firearm	4	3	4	37	6	3	6	30	-33.3%	0.0%	-33.3%	23.3%
Hands, Fists, Feet, Etc.	8	10	22	95	11	12	11	96	-27.3%	-16.7%	100.0%	-1.0%
Knife or Cutting Instrument	12	7	11	77	10	7	7	67	20.0%	0.0%	57.1%	14.9%
Other Assaults (Misdemeanors)	77	75	66	584	62	55	58	470	24.2%	36.4%	13.8%	24.3%
Other Dangerous Weapon	35	20	26	176	9	23	17	136	288.9%	-13.0%	52.9%	29.4%
Auto Burglary	36	25	39	267	39	35	36	243	-7.7%	-28.6%	8.3%	9.9%
Robbery	24	31	33	271	28	33	17	213	-14.3%	-6.1%	94.1%	27.2%
Firearm	8	3	1	35	3	8	2	37	166.7%	-62.5%	-50.0%	-5.4%
Knife or Cutting Instrument	4	4	1	24	1	2	2	19	300.0%	100.0%	-50.0%	26.3%
Other Dangerous Weapon	2	5	3	34	2	2	0	21	0.0%	150.0%	300.0%	61.9%
Strongarm (no weapon)	10	19	28	178	22	21	13	136	-54.5%	-9.5%	115.4%	30.9%

Note: Each month is a snapshot in time. The totals can change if occurrences are run after the report run date

2022 YTD Summary of Tenderloin



Goals and Objectives

Tenderloin Station's Annual Community Policing Plan directly reflects the Goals and Objectives of the San Francisco Police Department's broader Community Policing Strategic Plan. Some of the main goals of Tenderloin Station's plan include:

- **Goal 1:** Increasing Communication
- **Goal 2:** Educating and Being Educated by the Public
- **Goal 3:** Problem-Solving Community Issues
- **Goal 4:** Relationship Building

The above-referenced goals and their corresponding objectives are laid out in the next several slides, which serve as an outline for Tenderloin Station's strategic plan and demonstrate how our plan aligns with SFPD's broader Community Policing Strategic Plan.

Goal 1: Increasing Communication

Honest, transparent, and empathetic dialogue between Tenderloin Station and the Community.

These are some of the strategies that Tenderloin Station is employing to meet our first objective of increasing communication:

- **Objective 1.1:** Creating a diverse set of communication channels between Tenderloin Station and the community (community meetings, station newsletter, station twitter feed)
- **Objective 1.2:** Solicit conversation, input, and collaboration from various and diverse viewpoints (CPAB, La Voz Latina community meetings in Spanish)
- **Objective 1.3:** Communicate, publicize, and educate the community about Tenderloin Station's goals and policies (provide detailed statistics and data on crime trends in the district and regularly provide overviews of department policies and procedures that foster transparency and accountability)

Goal 2: Educating and being educated by the Public

SFPD both trains and is trained by the communities it serves

These are some of the strategies that Tenderloin Station is employing to meet our second objective of educating and being educated by the public:

- **Objective 2.1:** Train the community to empower them to improve community safety (give regular on-site safety briefings to community groups and schools throughout the Tenderloin)
- **Objective 2.2:** Invite third party and community instructors to contribute to SFPD training (invite guest speakers from various community groups to address officers to provide a diverse and broadened perspective)

Goal 3: Problem-Solving

Increase safety through collaborative working partnerships between SFPD, community members, and organizations to identify and address local topics of concern

What Strategies are you employing to meet the objectives of Goal 3

- **Objective 3.1:** Officers can connect individuals to resources when call for service is outside their scope
- **Objective 3.2:** Collaboratively identify and develop responses to local issues and concerns with individuals, community-based organizations, and city services
- **Objective 3.3:** Utilize a formalized problem-solving model across district stations

Goal 3: Problem-Solving Community Issues

Increase safety through collaborative working partnerships between Tenderloin Station, community members, and organizations to identify and address local topics of concern

These are some of the strategies that Tenderloin Station is employing to meet our third objective of problem-solving community issues:

- **Objective 3.1:** Officers can connect individuals to resources when a call for service is outside their scope (DPH, SCRT, HOT team, ACC, community mediation boards for ADR)
- **Objective 3.2:** Collaboratively identify and develop responses to local issues and concerns with individuals, community-based organizations, and city services (virtual and in person public safety meetings, CPAB)
- **Objective 3.3:** Adopt-a-block initiative, each Officers will become an ambassador or main point of contact for the block. Officers familiarized themselves with residents, business owners, or building managers and have contact information for responsables.

Goal 4: Relationship-Building

Strong, trusting, and respectful relationships between Tenderloin Station and all facets of the Tenderloin Community

These are some of the strategies that Tenderloin Station is employing to meet the fourth objective of increasing relationship building:

- **Objective 4.1:** Increase visible officer presence and proactive, positive engagement with individuals outside of calls for service (TTF Triangle Public Safety Plan, Adopt-a-block initiative)
- **Objective 4.2:** Provide unbiased, dignified, and equal treatment and access to resources to all community members (provide consistent and up-to-date training on diversity, inclusion and implicit bias to all members of Tenderloin Station)

Problem Solving

Below are a few of the issues identified by the community that will be addressed and impacted by Tenderloin's Annual Community Policing Plan:

Drug dealing and use – the primary issue identified by members of the Tenderloin Community as an issue of concern has consistently been drug dealing and usage

Quality of life issues – homelessness, the pervasiveness of encampments and tents throughout the district and the resulting related quality of life issues

Auto burglaries auto theft – car break-ins and the theft of vehicles continue to be an ongoing issue that concerns members of the Tenderloin community

Shoplifting and petty theft – amongst the hundreds of small and large retailers throughout the Tenderloin, shoplifting is the primary issue that is of concern

Metrics Used to Review and Improve

In order to evaluate the effectiveness of Tenderloin's Annual Community Policing Plan, there are a number of metrics and sources of data that we will be reviewing and evaluating to measure success and determine if ongoing changes need to be made to our plan.

-
- 911 calls – is the volume of calls for service related to a particular issue like drug dealing/use increasing or decreasing?
 - Community Survey results – Since the implementation of Tenderloin Station's community policing plan, do community members feel more or less safe?
 - Use of Force Data – Has the enacted plan resulted in an increase or decrease in the number of uses of force by officers in the Tenderloin District?
 - Staff Survey Results – Do officers who are personally implementing Tenderloin's community policing plan feel that it is making an impact on the neighborhood?
 - Number of events held – have we as a station been able to increase the number of community events we participate in since the inception of the plan?
 - Meetings with community stakeholders – How do the community stakeholders view the ongoing efforts/impact of Tenderloin's Community Policing Plan?

Future Goals

Below are few goals/visions the Tenderloin's Annual Community Policing Plan hope to achieve in the upcoming year?

- Providing safety/awareness training for new members of the community. (Communication/Public Education)
- Organizing training or walk throughs with larger venues located in the district, that may be potential targets for a mass casualty attack. (Westfield Mall, Theaters, commercial buildings, popular landmarks and, businesses.)(Training/Education)
- Creating a directory of responsible contacts for all properties within the district to create a proactive positive community engagement for problem solving. (Problem Solving/Community Relations)

Community Partners

Tenderloin Station collaborates with a wide array of community stakeholders and partners who help inform and shape our community engagement strategy. A small sampling of our partners include:

The Tenderloin Neighborhood Development Corporation (TNDC)
The Tenderloin District Community Police Advisory Board (CPAB)
Delivering Innovation in Supportive Housing (DISH SF)
San Francisco Safety Awareness For Everyone (SF SAFE)
The Mid-Market Community Benefit District (MMCBD)
The Tenderloin Community Benefit District (TLCBD)
The Young Men's Christian Association (YMCA)
The Boys and Girl's Clubs of America
Youth With A Mission (YWAM)
Larkin Street Youth Center
Glide Memorial Church
St. Anthony's Church
The Salvation Army

Community Events

Below is a small sampling of the weekly, monthly and annual community events that Tenderloin Station participates in that supports our stated goals and objectives:

-
- Monthly Community Meetings
 - Safe Passage (Daily)
 - UC Hasting Safety Brief
 - Coffee with a Cop
 - Westfield Safety Meetings
 - Neighborhood Safety Walks
 - Rotary Club Meetings
 - Sunday Streets
 - Safety Meetings
 - Police Athletic League Play Streets
 - National Faith and Blue Event
 - Holiday Toy Drive
 - National Night Out
 - Monthly Community Police Advisory Board Meetings (CPAB)
 - St. Anthony/Glide Safety Meetings

San Francisco SAFE

SF SAFE engages, educates, and empowers San Franciscans to build safer neighborhoods through crime prevention, education, community engagement and public safety services that result in stronger, more vibrant and resilient communities.

SF SAFE's services provide people with the tools, knowledge and skills to help address and prevent crime and violence and to become advocates for safety and wellness in their neighborhoods. Most services are provided cost-free to the San Francisco community. Ultimately, SF SAFE's work is about working together to create a safer San Francisco.

- ? Neighborhood Watch
- ? Residential Security Surveys
- ? Business Security Services
- ? Personal Safety Presentations
- ? Child Safety Presentations
- ? SAFE Bikes Registry



For more information, visit our website at sfsafe.org, contact us at 415-553-1984 or at info@sfsafe.org

Next Upcoming Meetings for Tenderloin

Tenderloin Station's **Community Meetings** are held on the last Tuesday of every month at 6:00pm

Tenderloin's **CPAB Meetings** are held on the last Tuesday at 5:00pm



For more information, visit sanfranciscopolice.org/stations/tenderloin-station or email SFPDTenderloinStation@sfgov.org

On behalf of all of the officers at Tenderloin Station, thank you.

Any questions?

You can always reach out to us at SFPDTenderloinStation@sfgov.org