

# Annual Community Policing Plan

Tenderloin Station



**CITY & COUNTY OF SAN FRANCISCO**

Police Department



October 2022

## Tenderloin District

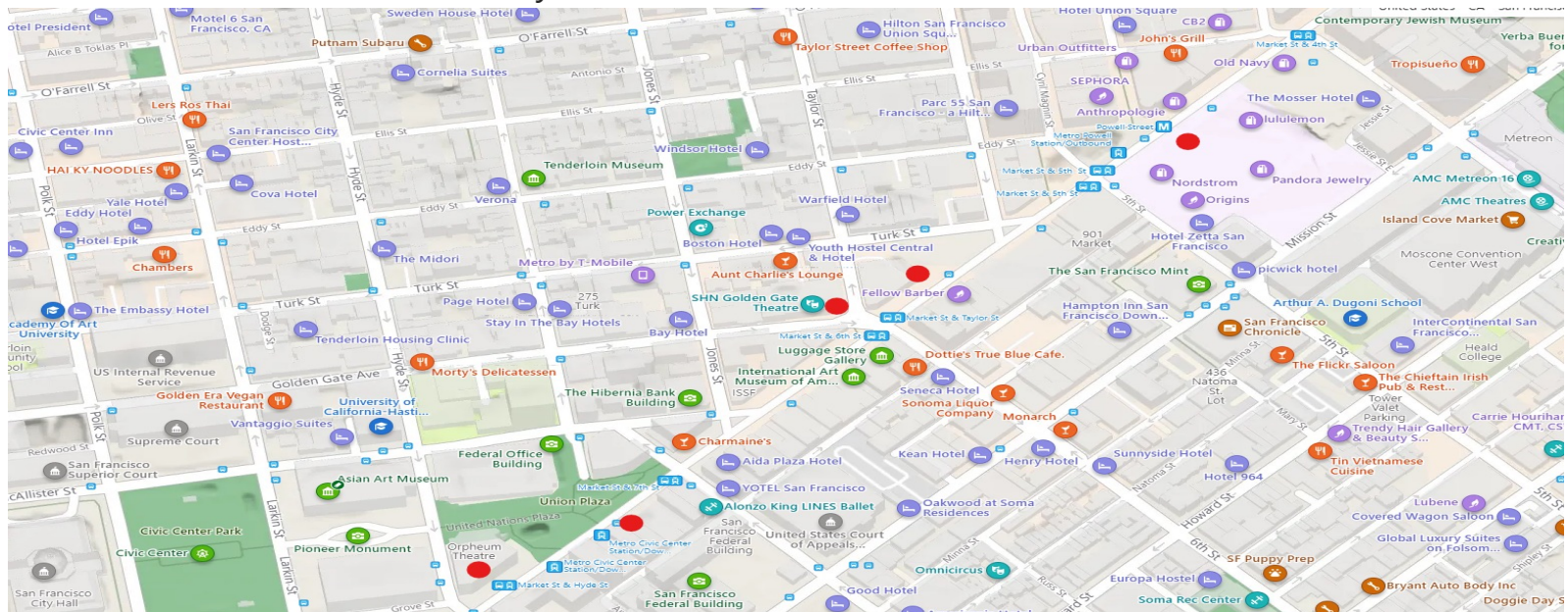


- 50 sq. blocks
- Approximately 29,000-30,000 residents (3.8% of SF)
- Corridor between City Hall/UN PLAZA and Union Square.
- Historical Issues include homeless numbers and drug trade issues.
- Tenderloin Station deploys the largest amount of Foot beat Officers.

## Entertainment Venues

Tenderloin has numerous entertainment venues

- Orpheum Theatre (1192 Market St)
- Westfield Mall (865 Market St)
- Golden Gate Theatre (1 Taylor St)
- The Warfield (982 Market St)
- American Conservatory Theatre Strand Theatre (1127 Market St)



## Landmarks within the Tenderloin

Tenderloin has numerous of Landmark spread throughout the small district.

- Powell Street and Market Street (Cable Car Turn Table)
- Popular Hotels such as The Hilton, Parc 55, Marriott Marque, The Proper Hotel.
- United Nation's Plaza.
- Mint Plaza.
- Powell Street and Civic Center Bart Station.
- Twitter Headquarters
- San Francisco Public Library
- Asian Art Museum
- Federal Court house

# Community Parks/Programs

Tenderloin Station staffing is divided into Patrol and Foot beats.

- Tenderloin has three parks
  - Boeddeker Park, Turk/Hyde Mini park, Sgt. Macaulay Park
- Children/School Programs
  - SHAW (145 Eddy St)
  - Up on Top (570 Ellis St)
  - Cross Cultural Center (259 Turk St)
  - SF City Academy (302 Eddy St)
  - Wu Yee Children's Services (316 Leavenworth St)
  - Boys & Girls Club (201 Turk)
  - Salvation Army/Kroc Center (240 Turk St)



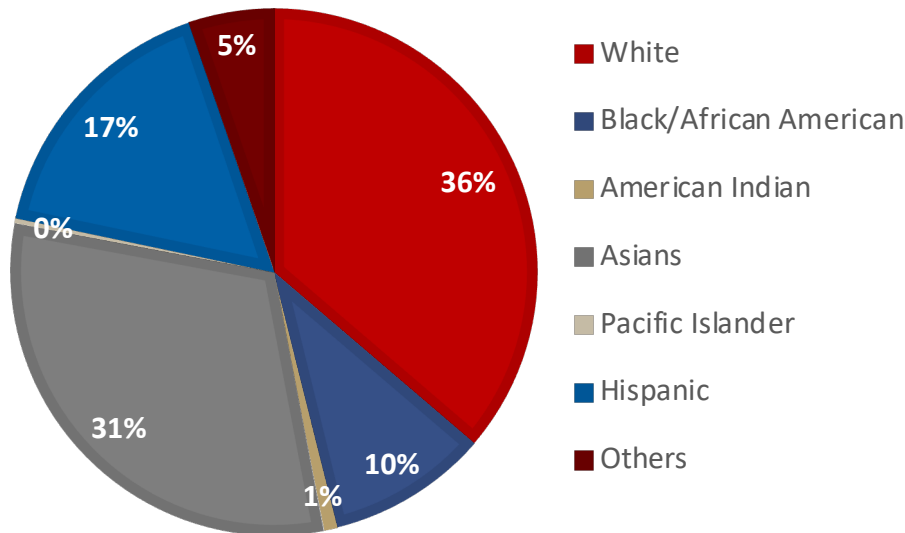
# Demographic of the Tenderloin

Total Population: 29,155 (3.8% of City's total population)

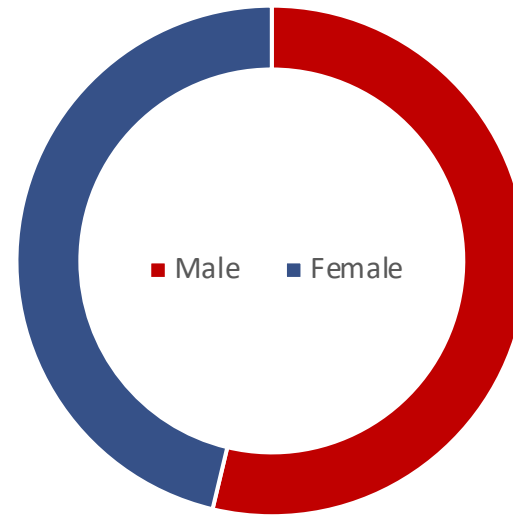
## Race/Ethnic Profile:

	San Francisco		Tenderloin	
	#	%	#	%
White alone	338,909	43.6%	10,594	36.3%
Black or African American alone	58,791	7.6%	2,898	9.9%
American Indian and Alaska Native alone	2,020	0.3%	230	0.8%
Asian alone	238,173	30.7%	9,004	30.9%
Native Hawaiian and Other Pacific Islander alone	3,602	0.5%	117	0.4%
Some other race alone	2,580	0.3%	113	0.4%
Two or more races	23,154	3.0%	1,403	4.8%
Hispanic or Latino	109,504	14.1%	4,796	16.5%
Total	776,733	100.0%	29,155	100.0%

## POPULATION BREAK DOWN



## Population



## Age Profile:

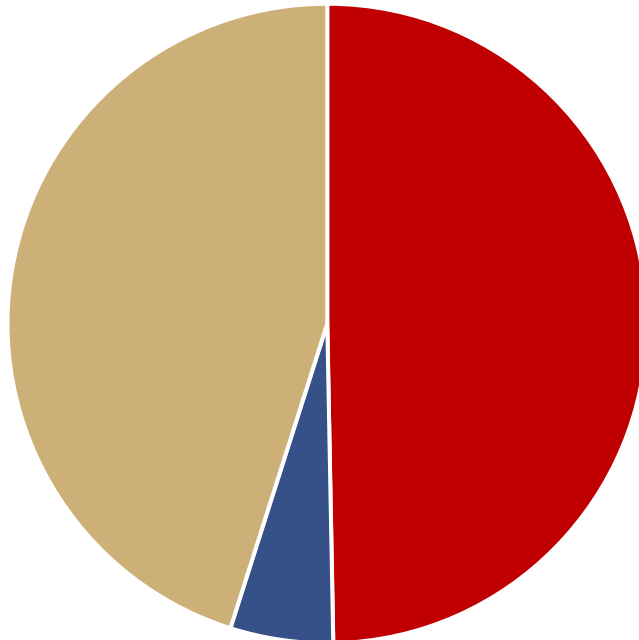
	San Francisco		Tenderloin	
	#	%	#	%
Under 5 years	31,633	4.1%	923	3.2%
5 to 17 years	81,169	10.5%	2,103	7.2%
18 to 24 years	70,596	9.1%	3,487	12.0%
25 to 64 years	487,224	62.7%	18,692	64.1%
65 years and over	106,111	13.7%	3,950	13.5%
Total	776,733	100.0%	29,155	100.0%

# Demographic of the Tenderloin

**Employment Status For Population 16 Years and Over:**

	San Francisco		Tenderloin	
	#	%	#	%
Employed	428,060	63.3%	13,250	49.7%
Unemployed	20,609	3.0%	1,382	5.2%
Not in labor force	227,707	33.7%	12,034	45.1%
Total	676,376	100.0%	26,666	100.0%

Employment Status



■ Employed ■ Unemployed ■ Not in the labor force

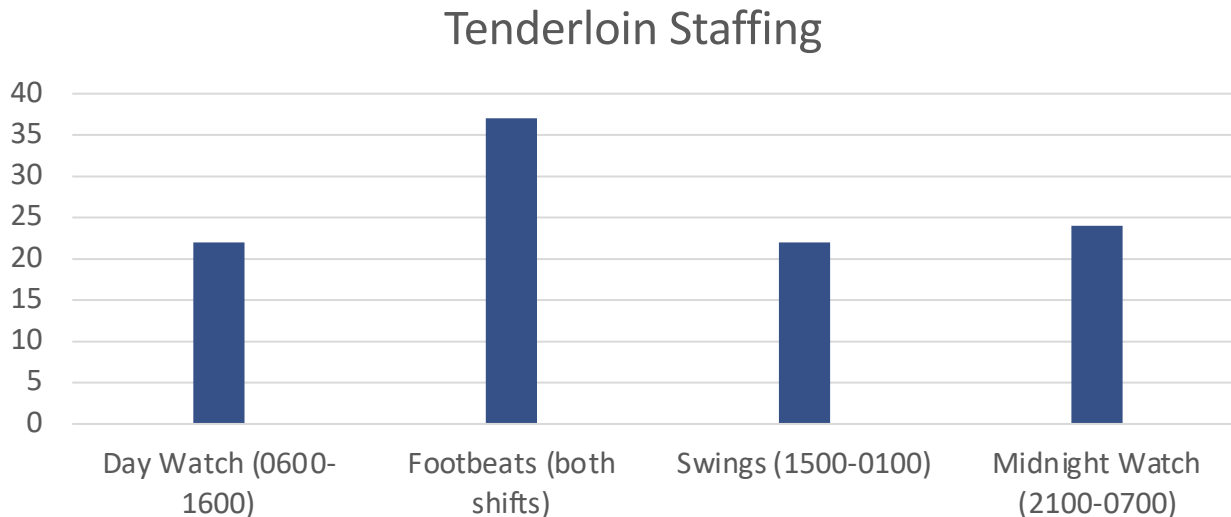
**Income:**

	San Francisco	Tenderloin
Median household income in 1999	\$55,221	\$20,363
Median family income in 1999	\$63,545	\$27,511
Per capita income in 1999	\$34,556	\$16,872

# Tenderloin Station Staffing

Tenderloin Station staffing is divided into Patrol and Foot beats.

- Tenderloin Station has 139 sworn officers.
  - 1 Captain, 6 Lieutenants, 17 Sergeants, 115 Officers.
  - 22 Day watch, 22 Swings, 24 Midnights
  - 37 Footbeat Officers
  - 10 Officers Misc. (Military Leave, Loan, DP, Captain's Staff)





## 2019 Summary of Tenderloin



### Tenderloin Police Station Summary 2019

#### ARREST DATA

TENDERLOIN STATION	BOOKED	CITED	TOTAL
ALL CRIMES	2,637	808	3,445
MAJOR CATEGORY ARRESTS	BOOKED	CITED	TOTAL
Att. Homicide	6		6
Assault/Battery	167	182	349
Auto Burglary	31	1	32
Commercial/Residential Burglary	49	3	52
Domestic Violence	142	2	144
Driving Under The Influence Of Alc/Drugs	5	2	7
Fraud	14	1	15
Firearm	86	2	88
Homicide	5		5
Parole Violation	43		43
Probation Violation	47		47
Narcotics Possession	5	97	102
Narcotics Sales and Possession For Sales	511	11	522
Robbery	77	5	82
Shoplifting	60	92	152
Theft	29	37	66
Veh Stolen/Recover	90	1	91
Violation of Restraining Order	30		30
Violation of Stay Away Order	106	2	108
Warrant Arrest	944		944
<b>TOTAL</b>	<b>2,447</b>	<b>438</b>	<b>2,885</b>

#### REPORTED OCCURRENCES (Part I Crimes)

CATEGORY	2019	2018	% CHANGE
ARSON TOTAL	18	23	-21.74%
ASSAULT TOTAL	1247	1221	2.13%
BURGLARY TOTAL	203	245	-17.14%
HOMICIDE TOTAL	10	9	11.11%
LARCENY THEFT TOTAL	2433	2563	-5.07%
<i>Auto Burglaries</i>	<u>682</u>	<u>689</u>	<u>-1.01%</u>
MOTOR VEHICLE THEFT	158	133	18.80%
RAPE TOTAL	34	40	-15.00%
ROBBERY TOTAL	441	508	-13.18%
<b>TOTAL</b>	<b>4,544</b>	<b>4,742</b>	<b>-4.17%</b>

#### ADDITIONAL INFORMATION

	2019	2018	% CHANGE
SHOOTINGS (non-fatal/fatal)	14	6	133.30%
MENTAL HEALTH DETENTION (5150)	477	545	-12.47%
NALOXONE DEPLOYMENT	73	53	37.73%
FIREARMS SEIZED	94	80	17.50%

## 2020 Summary of Tenderloin



### Tenderloin Police Station Summary 2020

#### ARREST DATA

TENDERLOIN STATION	BOOKED	CITED	TOTAL
ALL CRIMES	1,758	461	2,219
MAJOR CATEGORY ARRESTS	BOOKED	CITED	TOTAL
Narcotics Sales and Possession For Sales	584	16	600
Warrant Arrest	389	-	389
Assault/Battery	118	84	202
Domestic Violence	125	1	126
Veh Stolen/Recover	116	9	125
Commercial/Residential Burglary	71	8	79
Driving W/ No License/Suspended/Revoked	1	65	66
Firearm	61	3	64
Narcotics Possession	3	55	58
Shoplifting	15	39	54
Violation of Stay Away Order	48	3	51
Robbery	45	2	47
Theft	13	23	36
Violation of Restraining Order	12	-	12
Auto Burglary	9	2	11
Probation Violation	9	-	9
Att. Homicide	7	-	7
Fraud	4	3	7
Parole Violation	7	-	7
Homicide	3	-	3
Miscellaneous/Other	118	148	266

#### REPORTED OCCURRENCES (Part I Crimes)

CATEGORY	2020	2019	% CHANGE
ARSON	15	18	-16.67%
ASSAULT	1,033	1,252	-17.49%
BURGLARY	315	206	52.91%
HOMICIDE	10	11	-9.09%
LARCENY THEFT	1,043	2,528	-58.74%
<i>Auto Burglaries</i>	308	715	-56.92%
MOTOR VEHICLE THEFT	227	160	41.88%
RAPE	20	35	-42.86%
ROBBERY	337	442	-23.76%
<b>TOTAL</b>	<b>3,000</b>	<b>4,652</b>	<b>-35.51%</b>

#### ADDITIONAL INFORMATION

	2020	2019	% CHANGE
SALES/PFS	600	522	14.94%
NARCOTICS SEIZED	18.1 Kilos	10.5 Kilos	72.38%
NARCOTICS CURRENCY SEIZED	\$288,275	-	-
HOMICIDE	10	11	-9.09%
SHOOTINGS (non-fatal/fatal)	23	14	64.29%
MENTAL HEALTH DETENTION (5150)	340	477	-28.72%
NALOXONE DEPLOYMENT	124	85	45.88%
FIREARMS SEIZED	65	91	-28.57%

## 2021 Summary of Tenderloin



### Tenderloin Police Station Summary 2021

TENDERLOIN STATION ARRESTS	BOOKED	CITED	TOTAL
ALL CRIMES	1,592	388	1,979

MAJOR CATEGORY ARRESTS	BOOKED	CITED	TOTAL
Narcotics Sales and Possession For Sales	495	24	519
Warrant Arrest	345	1	346
Assault/Battery	123	98	221
Domestic Violence	132	3	135
Veh Stolen/Recover	125	5	129
Commercial/Residential Burglary	56	2	58
Firearm	48	1	49
Shoplifting	13	36	49
Violation of Stay Away Order	44	1	45
Narcotics Possession	5	35	40
Vandalism	23	11	34
Robbery	32	1	33
Driving W/ No License/Suspended/Revoked	--	32	32
Terrorist Threats	31	1	32
Theft	9	19	28
Violation of Restraining Order	24	--	24
Probation Violation	9	--	9
Att. Homicide	6	--	6
Homicide	4	--	4
Parole Violation	4	--	4
Misc.	64	118	182

### REPORTED OCCURRENCES (Part I Crimes)

CATEGORY	2021	2020	% CHANGE
ARSON	19	15	26.67%
ASSAULT	1,080	1,039	3.95%
BURGLARY	302	322	-6.21%
HOMICIDE	6	8	-25.00%
LARCENY THEFT	1,203	1,085	10.88%
<i>Auto Burglaries</i>	<u>337</u>	<u>318</u>	<u>5.97%</u>
MOTOR VEHICLE THEFT	247	233	6.01%
RAPE	29	22	31.82%
ROBBERY	297	343	-13.41%
<b>TOTAL</b>	<b>3,183</b>	<b>3,067</b>	<b>3.78%</b>

### ADDITIONAL INFORMATION

	2021	2020	% CHANGE
SALES/PFS	519	600	-13.50%
NARCOTICS SEIZED	48.4 Kilos	18.1 Kilos	167.40%
NARCOTICS CURRENCY SEIZED	\$200,107	\$288,275	-30.58%
HOMICIDE	10	10	0.00%
SHOOTINGS (non-fatal/fatal)	43	23	86.96%
MENTAL HEALTH DETENTION (5150)	282	340	-28.72%
NALOXONE DEPLOYMENT	79	124	-36.29%
FIREARMS SEIZED	71	68	4.41%

# 2022 YTD Summary of Tenderloin

## Reported Incidents/Occurrences In The Tenderloin

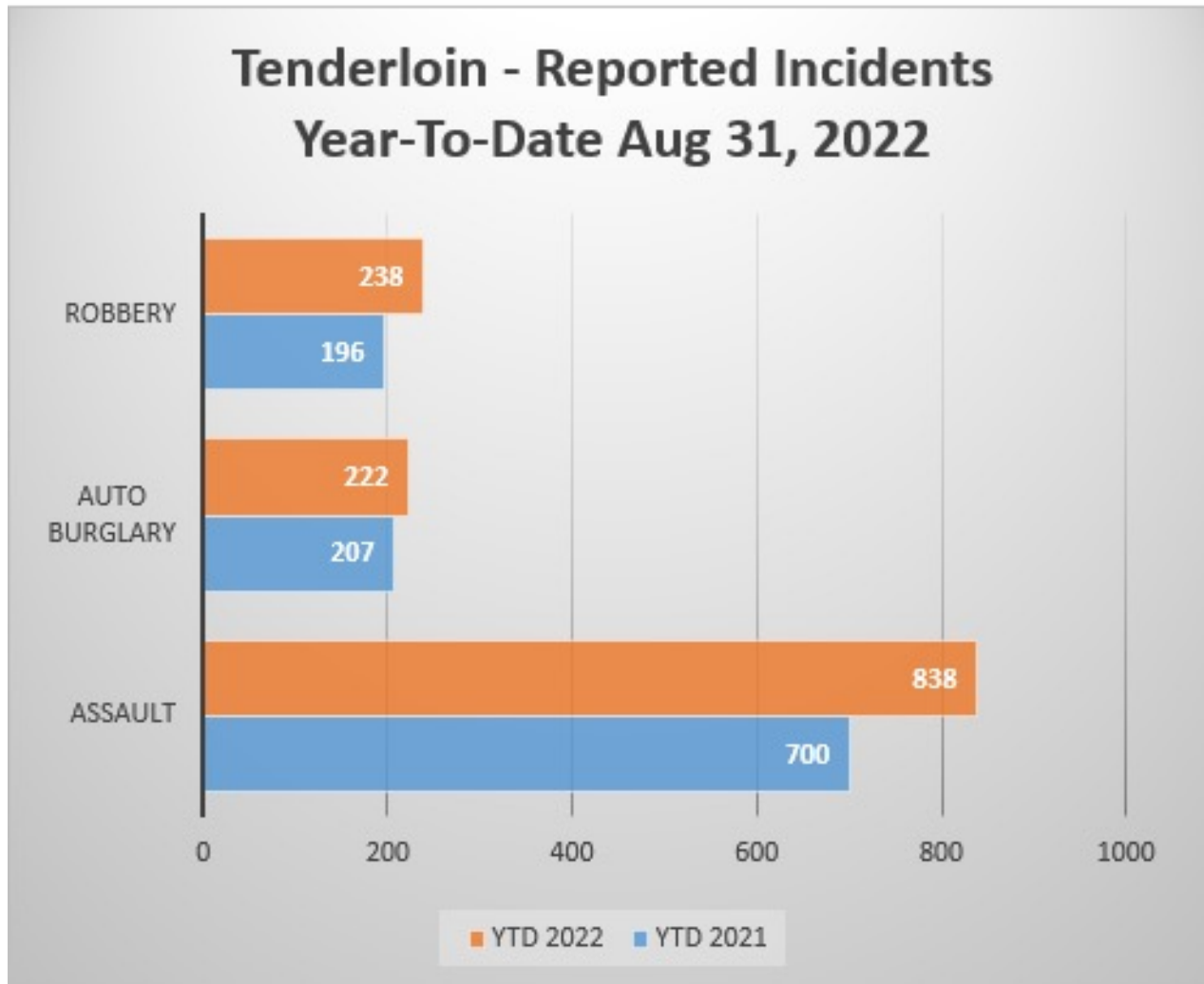
Data from CompStat/Business Intelligence

\*YTD CompStat Data Aug 31, 2022

Tenderloin Police Station Incidents Reported	June 2022	July 2022	Aug 2022	*YTD 2022	June 2021	July 2021	Aug 2021	*YTD 2021	June Variance	July Variance	August Variance	*YTD Variance
<b>Assault</b>	<b>128</b>	<b>136</b>	<b>115</b>	<b>838</b>	<b>86</b>	<b>98</b>	<b>100</b>	<b>700</b>	<b>48.8%</b>	<b>38.8%</b>	<b>15.0%</b>	<b>19.7%</b>
Firearm	4	4	3	33	1	6	3	24	300.0%	-33.3%	0.0%	37.5%
Hands, Fists, Feet, Etc.	11	8	10	73	14	11	12	85	-21.4%	-27.3%	-16.7%	-14.1%
Knife or Cutting Instrument	11	12	7	66	4	10	7	60	175.0%	20.0%	0.0%	10.0%
Other Assaults (Misdemeanors)	74	77	75	517	54	62	55	412	37.0%	24.2%	36.4%	25.5%
Other Dangerous Weapon	28	35	20	149	13	9	23	119	115.4%	288.9%	-13.0%	25.2%
<b>Auto Burglary</b>	<b>15</b>	<b>36</b>	<b>25</b>	<b>222</b>	<b>26</b>	<b>39</b>	<b>35</b>	<b>207</b>	<b>-42.3%</b>	<b>-7.7%</b>	<b>-28.6%</b>	<b>7.2%</b>
<b>Robbery</b>	<b>37</b>	<b>24</b>	<b>31</b>	<b>238</b>	<b>19</b>	<b>28</b>	<b>33</b>	<b>196</b>	<b>94.7%</b>	<b>-14.3%</b>	<b>-6.1%</b>	<b>21.4%</b>
Firearm	5	8	3	34	3	3	8	35	66.7%	166.7%	-62.5%	-2.9%
Knife or Cutting Instrument	2	4	4	23	1	1	2	17	100.0%	300.0%	100.0%	35.3%
Other Dangerous Weapon	4	2	5	31	3	2	2	21	33.3%	0.0%	150.0%	47.6%
Strongarm (no weapon)	26	10	19	150	12	22	21	123	116.7%	-54.5%	-9.5%	22.0%

Note: Each month is a snapshot in time. The totals can change if occurrences are run after the report run date

## 2022 YTD Summary of Tenderloin





# Goals and Objectives

Tenderloin Station's Annual Community Policing Plan directly reflects the Goals and Objectives of the San Francisco Police Department's broader Community Policing Strategic Plan. Some of the main goals of Tenderloin Station's plan include:

- **Goal 1:** Increasing Communication
- **Goal 2:** Educating and Being Educated by the Public
- **Goal 3:** Problem-Solving Community Issues
- **Goal 4:** Relationship Building

The above-referenced goals and their corresponding objectives are laid out in the next several slides, which serve as an outline for Tenderloin Station's strategic plan and demonstrate how our plan aligns with SFPD's broader Community Policing Strategic Plan.



# Goal 1: Increasing Communication

Honest, transparent, and empathetic dialogue between Tenderloin Station and the Community.

These are some of the strategies that Tenderloin Station is employing to meet our first objective of increasing communication:

- **Objective 1.1:** Creating a diverse set of communication channels between Tenderloin Station and the community (community meetings, station newsletter, station twitter feed)
- **Objective 1.2:** Solicit conversation, input, and collaboration from various and diverse viewpoints (CPAB, La Voz Latina community meetings in Spanish)
- **Objective 1.3:** Communicate, publicize, and educate the community about Tenderloin Station's goals and policies (provide detailed statistics and data on crime trends in the district and regularly provide overviews of department policies and procedures that foster transparency and accountability)

## Goal 2: Educating and being educated by the Public

SFPD both trains and is trained by the communities it serves

These are some of the strategies that Tenderloin Station is employing to meet our second objective of educating and being educated by the public:

- **Objective 2.1:** Train the community to empower them to improve community safety (give regular on-site safety briefings to community groups and schools throughout the Tenderloin)
- **Objective 2.2:** Invite third party and community instructors to contribute to SFPD training (invite guest speakers from various community groups to address officers to provide a diverse and broadened perspective)

### Goal 3: Problem-Solving

Increase safety through collaborative working partnerships between SFPD, community members, and organizations to identify and address local topics of concern

What Strategies are you employing to meet the objectives of Goal 3

- **Objective 3.1:** Officers can connect individuals to resources when call for service is outside their scope
- **Objective 3.2:** Collaboratively identify and develop responses to local issues and concerns with individuals, community-based organizations, and city services
- **Objective 3.3:** Utilize a formalized problem-solving model across district stations

### Goal 3: Problem-Solving Community Issues

Increase safety through collaborative working partnerships between Tenderloin Station, community members, and organizations to identify and address local topics of concern

These are some of the strategies that Tenderloin Station is employing to meet our third objective of problem-solving community issues:

- **Objective 3.1:** Officers can connect individuals to resources when a call for service is outside their scope (DPH, SCRT, HOT team, ACC, community mediation boards for ADR)
- **Objective 3.2:** Collaboratively identify and develop responses to local issues and concerns with individuals, community-based organizations, and city services (virtual and in person public safety meetings, CPAB)
- **Objective 3.3:** Adopt-a-block initiative, each Officers will become an ambassador or main point of contact for the block. Officers familiarized themselves with residents, business owners, or building managers and have contact information for responsables.

# Goal 4: Relationship-Building

Strong, trusting, and respectful relationships between Tenderloin Station and all facets of the Tenderloin Community

These are some of the strategies that Tenderloin Station is employing to meet the fourth objective of increasing relationship building:

- **Objective 4.1:** Increase visible officer presence and proactive, positive engagement with individuals outside of calls for service (TTF Triangle Public Safety Plan, Adopt-a-block initiative)
- **Objective 4.2:** Provide unbiased, dignified, and equal treatment and access to resources to all community members (provide consistent and up-to-date training on diversity, inclusion and implicit bias to all members of Tenderloin Station)

# Problem Solving

Below are a few of the issues identified by the community that will be addressed and impacted by Tenderloin's Annual Community Policing Plan:

---

Drug dealing and use – the primary issue identified by members of the Tenderloin Community as an issue of concern has consistently been drug dealing and usage

Quality of life issues – homelessness, the pervasiveness of encampments and tents throughout the district and the resulting related quality of life issues

Auto burglaries auto theft – car break-ins and the theft of vehicles continue to be an ongoing issue that concerns members of the Tenderloin community

Shoplifting and petty theft – amongst the hundreds of small and large retailers throughout the Tenderloin, shoplifting is the primary issue that is of concern



# Metrics Used to Review and Improve

In order to evaluate the effectiveness of Tenderloin's Annual Community Policing Plan, there are a number of metrics and sources of data that we will be reviewing and evaluating to measure success and determine if ongoing changes need to be made to our plan.

- 
- 911 calls – is the volume of calls for service related to a particular issue like drug dealing/use increasing or decreasing?
  - Community Survey results – Since the implementation of Tenderloin Station's community policing plan, do community members feel more or less safe?
  - Use of Force Data – Has the enacted plan resulted in an increase or decrease in the number of uses of force by officers in the Tenderloin District?
  - Staff Survey Results – Do officers who are personally implementing Tenderloin's community policing plan feel that it is making an impact on the neighborhood?
  - Number of events held – have we as a station been able to increase the number of community events we participate in since the inception of the plan?
  - Meetings with community stakeholders – How do the community stakeholders view the ongoing efforts/impact of Tenderloin's Community Policing Plan?

# Future Goals

Below are few goals/visions the Tenderloin's Annual Community Policing Plan hope to achieve in the upcoming year?

- Providing safety/awareness training for new members of the community. (Communication/Public Education)
- Organizing training or walk throughs with larger venues located in the district, that may be potential targets for a mass casualty attack. (Westfield Mall, Theaters, commercial buildings, popular landmarks and, businesses.)(Training/Education)
- Creating a directory of responsible contacts for all properties within the district to create a proactive positive community engagement for problem solving. (Problem Solving/Community Relations)

# Community Partners

Tenderloin Station collaborates with a wide array of community stakeholders and partners who help inform and shape our community engagement strategy. We coordinate and receive advice on public safety concerns and crime trends our partners observe in the community with the goal to increase safety and reduce crime. Our partners include:

---

The Tenderloin Neighborhood Development Corporation (TNDC)  
The Tenderloin District Community Police Advisory Board (CPAB)  
Delivering Innovation in Supportive Housing (DISH SF)  
San Francisco Safety Awareness For Everyone (SF SAFE)  
The Mid-Market Community Benefit District (MMCBD)  
The Tenderloin Community Benefit District (TLCBD)  
The Young Men's Christian Association (YMCA)  
The Boys and Girl's Clubs of America  
Youth With A Mission (YWAM)  
Larkin Street Youth Center  
Glide Memorial Church  
St. Anthony's Church  
The Salvation Army  
Tenderloin Merchants Association  
Central City SRO Collaborative

# Community Events

Some of our weekly, monthly and annual community events that Tenderloin Station participates in that supports our stated goals and objectives include:

---

- Safe Passage Daily
- January 5 – TL Community Business Development
- January 18 – Hotel Spero neighborhood safety meeting
- January 25 – CPAB Meeting
- January 25 – TL Community Meeting
- January 28 – Supervisor Matt Haney Community Meeting
- February 1 – Mid-Market Stakeholder Safety Meeting
- February 2 – 200-300 Turk St Safety Meeting
- February 16 – 100 Jones St Safety Meeting
- February 17- TL People’s Congress Townhall Safety Meeting
- February 17 – GLIDE Renovation Project Meeting
- February 22 – CPAB Meeting
- February 22 – TL Community Meeting
- March 3 – TL Emergency Initiative Meeting
- March 4 – TL Emergency Initiative Meeting
- March 8 – Rotary Club Meeting
- March 9 – St Anthony’s Conference Reception
- March 10 – Mid-Market Community Meeting
- March 18 - Police Athletic League Play Streets
- March 23 – Westfield Safety Meeting
- March 28 – St Anthony’s Meeting
- March 29 – CPAB Meeting
- March 29 – TL Community Meeting
- March 31 – TL People’s Congress Meeting
- April 10 - Sunday Streets
- April 26 – CPAB Meeting
- April 26 – TL Community Meeting

## Community Events Continued

Some of our weekly, monthly and annual community events that Tenderloin Station participates in that supports our stated goals and objectives include:

---

- May 2 – La Cocina Meeting
- May 4 – DISH Meeting
- May 9 – Neighborhood safety group meeting
- May 23 – Westfield team safety meeting
- May 26 – SF Travel/RSA Safety meeting
- May 31 – CPAB Meeting
- May 31 – TL Community Meeting
- June 1 – High school students Presentation
- June 10 – TL Crisis Operations Stakeholder Meeting
- June 14 – SF Travel Safety meeting
- June 17 – TL Merchants Meeting
- June 28 – CPAB Meeting
- June 28 – TL Community Meeting
- July 21 – CCSRO SRO Resident Leaders Meeting
- July 26 – CPAB Meeting
- July 26 – TL Community Meeting
- August 2 - National Night Out
- August 4 – UC Hastings Safety Brief
- August 9 – DeMarillac Academy
- August 17 – Harm Reduction Operations Meeting
- August 19 – La Cocina Safety Meeting
- August 30 – CPAB Meeting
- August 30 – TL Community Meeting
- September 27 – CPAB Meeting
- September 27 – TL Community Meeting
- Walk to end AAPI Hate
- October 5 - Coffee with a Cop
- October 16 - Phoenix Day
- October 25 – CPAB Meeting
- October 25 – TL Community Meeting
- October 28 – UC Hastings Trick or Treat
- November 23 - Saint Anthony's Turkey Carving
- November 29 – CPAB Meeting
- November 29 – TL Community Meeting
- December 9 – Winter Family Fest @ Salvation Army
- December 16 - Tenderloin Tree Lighting
- December 27 – CPAB Meeting
- December 27 – TL Community Meeting

# San Francisco SAFE

*SF SAFE engages, educates, and empowers San Franciscans to build safer neighborhoods through crime prevention, education, community engagement and public safety services that result in stronger, more vibrant and resilient communities.*

SF SAFE's services provide people with the tools, knowledge and skills to help address and prevent crime and violence and to become advocates for safety and wellness in their neighborhoods. Most services are provided cost-free to the San Francisco community. Ultimately, SF SAFE's work is about working together to create a safer San Francisco.

- ? Neighborhood Watch
- ? Residential Security Surveys
- ? Business Security Services
- ? Personal Safety Presentations
- ? Child Safety Presentations
- ? SAFE Bikes Registry



For more information, visit our website at [sfsafe.org](http://sfsafe.org), contact us at 415-553-1984 or at [info@sfsafe.org](mailto:info@sfsafe.org)



# Next Upcoming Meetings for Tenderloin

---

Tenderloin Station's **Community Meetings** are held on the last Tuesday of every month at 6:00pm

---

Tenderloin's **CPAB Meetings** are held on the last Tuesday at 5:00pm



For more information, visit [sanfranciscopolice.org/stations/tenderloin-station](https://www.sanfranciscopolice.org/stations/tenderloin-station) or email [SFPDTenderloinStation@sfgov.org](mailto:SFPDTenderloinStation@sfgov.org)

**On behalf of all of the officers at Tenderloin Station, thank you.**

Any questions?

You can always reach out to us at [SFPDTenderloinStation@sfgov.org](mailto:SFPDTenderloinStation@sfgov.org)