



EARLY INTERVENTION SYSTEM

3rd Quarter 2023

San Francisco Police Department

1245 3rd Street

San Francisco, Ca 94158

www.sanfranciscopolice.org





Preface

The San Francisco Police Department's Early Intervention System (EIS) is a structured system that identifies patterns of potential at-risk behaviors of individual SFPD members. An EIS alert is generated when a member reaches a specific number of Indicator Points in a predefined time period. The alert generated by the EIS Unit should not be misconstrued as misconduct, but rather an indication of a potential pattern of behavior. The intent of the system is to provide **non-disciplinary intervention** to assist our members in their professional development in order to provide the highest level of service and satisfaction to the public (Outlined in DGO 3.19).

It is the policy of the Department to provide for the protection and confidentiality of the EIS records maintained by the Department that are peace officer personnel records under 832.7 PC.

This report is produced on a quarterly basis by the EIS Unit and presented to the Police Commission. The report contains data regarding current EIS alerts and historical data for comparison.

While an officer's Use of Force (UOF) is one of several performance Indicator Points utilized by EIS, the EIS Quarterly Report is not a review of UOF, nor does it purport to be. The data contained in the report has not undergone statistical analysis and is presented prima facie, without conclusions. However, any follow up made by supervisors or through intervention is meant to ensure members comply with department policy and is intended to break a pattern of behavior. Additional data (e.g., number of calls for service, district demographics, etc.) is presented to provide context for the report, and no correlations between the data and the EIS alert are explicitly made or should be inferred.



Table of Contents

EIS Alert & The Review Process by The EIS Unit	4
Indicator Points	5
Executive Summary	6
3rd Quarter 2023 EIS Alerts	7
Interventions/Engagements Outside EIS	10
Central Station	11
Southern Station	12
Bayview Station	13
Mission Station	14
Northern Station	15
Park Station	16
Richmond Station	17
Ingleside Station	18
Taraval Station	19
Tenderloin Station	20
Airport Bureau	21
Specialized Units	23
Comprehensive Data	30



EIS Alert

An **EIS Alert** is generated when a member reaches a specific number of Indicator Points in a predefined time period. The Administrative Investigations Management (AIM) application generates alerts each month. After the alerts are reviewed by analysts for errors and duplicate incidents, the validated alerts are then forwarded to the EIS Sergeant every other month for review.

Within a 3-Month Period	<ul style="list-style-type: none"> • 3 or more documented Use of Force incidents
Within a 6-Month Period	<ul style="list-style-type: none"> • 5 or more Indicator Points • 3 or more Department of Police Accountability (DPA) complaints
Within a 1-Year Period	<ul style="list-style-type: none"> • 6 or more Indicator Points • 4 or more Department of Police Accountability (DPA) complaints
Automatic Alert	<ul style="list-style-type: none"> • A principal in an Officer-Involved Shooting (OIS) or Officer-Involved Discharge (OID)

Review Process by EIS Unit

Step	Process
Step 1	Alerts are generated every month and then sent out to stations and units every two months. At the end of each two-month period, alerts are verified by analysts and then forwarded to the EIS Sergeant for review. If an officer has alerts for both months in this period, the most recent alert is forwarded to the EIS Sergeant.
Step 2	<p>The EIS Sergeant reviews each alert to determine if it should be closed administratively. The EIS Sergeant will review incident reports, Use of Force evaluations and Body-Worn Camera (BWC) footage for Use of Force Indicator Points. The EIS Sergeant also reviews documentation related to other indicator points (e.g. DPA complaints, Tort Claims). The EIS Sergeant examines the alert for patterns of at-risk behavior. (Examples of at-risk behavior include, but are not limited to: excessive force without attempts of de-escalation; unprofessional language; racial profiling, etc.)</p> <p>The EIS Sergeant may move to close the alert administratively if the following criteria exists: a recent EIS Alert evaluation has been already completed, there was no pattern of at-risk behavior observed, and there were minimal Indicator Points since the last EIS Alert evaluation.</p>
Step 3	If the EIS Sergeant supports closing an alert administratively, it will be forwarded to the Officer-in-Charge (OIC) of the Legal Division. The OIC of the Legal Division will make the final determination for administratively closing an alert.
Step 4	If there is no cause to administratively close an alert, the alert, along with documentation related to the indicator points (e.g. DPA complaints, tort claims, civil suits, etc.) will be sent to the officer's supervisor for review. The officer's supervisor will conduct a Performance Review to determine if the alert indicates at-risk behavior.
Step 5	The completed Performance Review is forwarded to the EIS Unit for review. If the Performance Review determined that the alert did not show a pattern of at-risk behavior, and the EIS Sergeant concurs, the alert is forwarded to the OIC of the Legal Division for final determination to close the alert. If the Performance Review determined a pattern of at-risk behavior <i>did</i> exist, the EIS Sergeant would assist the supervisor in determining the next course of action. In the event the EIS Sergeant does not agree with the supervisor's conclusion, the EIS Sergeant would confer with the OIC of the Legal Division for additional review and action.
Step 6	If an intervention is deemed necessary, the EIS Sergeant will assist the officer's supervisor with creating an intervention plan for the officer. After the intervention is initiated, the EIS Sergeant will follow up with the supervisor at 90 days, 180 days and the 1-year mark.
Step 7	At the 1-year mark, the officer's supervisor will conduct a final Performance Review and decide if the officer completed the intervention satisfactorily. If so, the alert will be sent to the OIC of the Legal Division to determine if the alert will be closed. If the officer's supervisor determines the officer's performance was less than satisfactory in their intervention, the EIS Unit would confer with the supervisor to develop another intervention plan until the officer completes the intervention satisfactorily.



Indicator Points

Indicator Points¹ are factors tracked in EIS that are given a numerical value to allow for scoring. Each Indicator Point is one point.

Abbrev	Indicator	Description
UOF	Use of Force	Any application of a reportable Use of Force is counted as one Indicator Point. Applications of different types of force by the same officer during the same incident will only have a single Indicator Point assigned.
DPA	Department of Police Accountability	The mission of the Department of Police Accountability is to investigate complaints promptly, fairly and impartially against San Francisco police officers. An individual complaint received by DPA is assigned as one Indicator Point.
CS	Civil Lawsuit	If a member is named in a civil lawsuit filed against the City & County of San Francisco, one Indicator Point is assigned.
OIS	Officer-Involved Shooting	An officer's intentional discharge of a firearm to stop a threat — whether or not physical injury or death results — shall be investigated as an Officer-involved Shooting. A negligent discharge that results in the injury or the death of a person shall also be investigated as an officer-involved Shooting. Members involved in an OIS are automatically placed on an EIS Alert.
OID	Officer-Involved Discharge	The discharge of a firearm intended to kill an animal posing an imminent threat or an officer's unintended discharge of a firearm that does not cause injury or death to a person also falls into the classification of officer-involved discharge. Members involved in an OID are automatically placed on an EIS Alert.
ODC	On Duty Collision	If a member is involved in a vehicle collision on duty while operating a department vehicle or operating a privately owned vehicle that has been authorized for official use, the incident will be assigned one Indicator Point.
EEO	Equal Employment Opportunity	Any complaints or violations of department policy under General Order 11.07 (Discrimination and Harassment) are investigated by the EEO Unit. Each complaint received is assigned one Indicator Point.
IAD	Internal Affairs Division	If an officer is a named member in an IAD investigation, the event is assigned one Indicator Point.
TC	Tort Claim	A tort claim is a case filed with the City & County of San Francisco claiming a wrongful act by a city employee which resulted in an injury to another person or person's property. If a member is named in a tort claim, the incident is assigned one Indicator Point.
VP	Vehicle Pursuit	If an officer is the operator of a vehicle involved in a vehicle pursuit, one Indicator Point is assigned.

¹ If a member is involved in an incident where multiple points could be accrued, only one-point value will be counted. Numerical points begin from the date of the most recent indicator entry; time is calculated on a rolling basis.



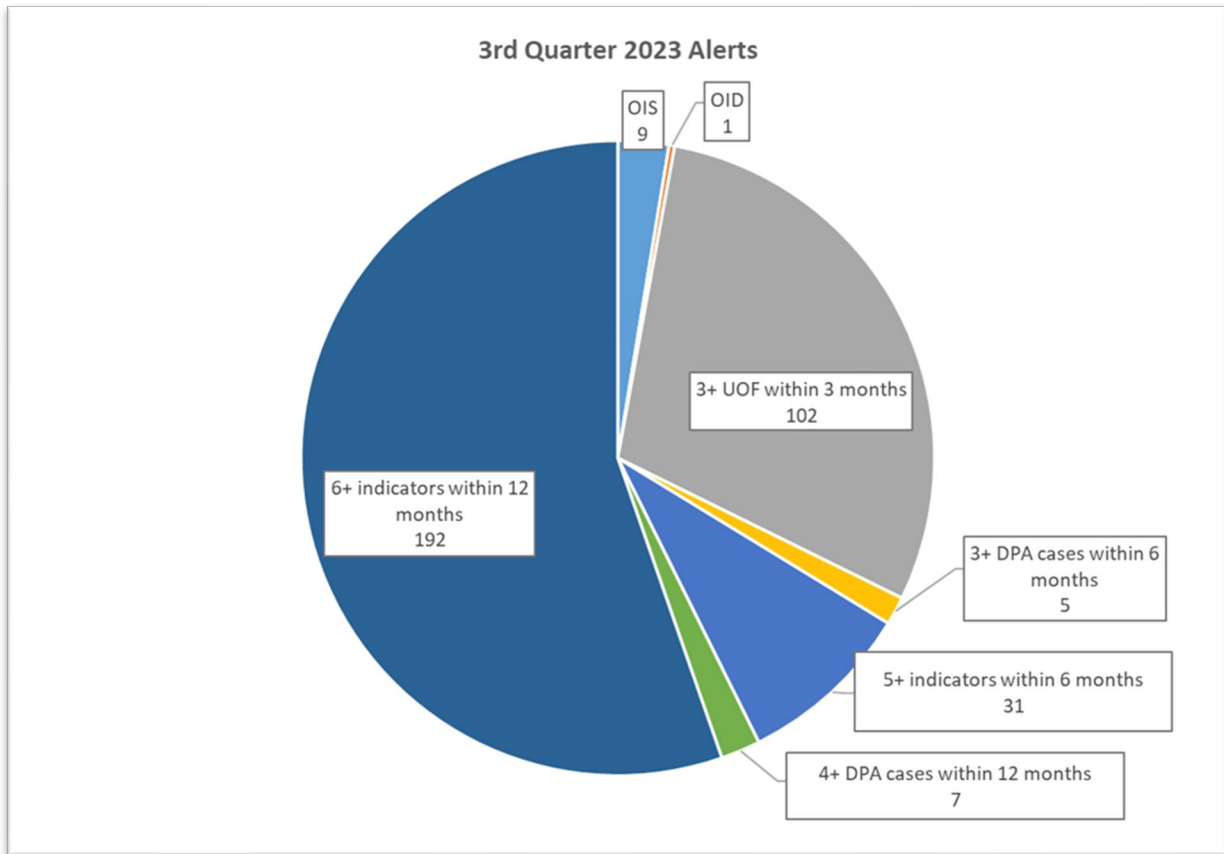
Executive Summary

- EIS Alerts
 - 3rd Quarter 2022: 864
 - 3rd Quarter 2023: 347
 - *A decrease of 59.8%*
- EIS Indicator Points
 - 3rd Quarter 2022: 2,499
 - 3rd Quarter 2023: 847
 - *A decrease of 66.1%*
- 248 Officers generated 347 EIS Alerts in the 3rd Quarter of 2023.
- 13.2% of active sworn officers generated at least one EIS alert.



3rd Quarter 2023 Alerts

3 rd Quarter 2023 Alerts	
OIS	9
OID	1
3+ UOF within 3 months	102
3+ DPA within 6 months	5
5+ indicators within 6 months	31
4+ DPA within 12 months	7
6+ indicators within 12 months	192
Total	347



248 members (13.2% of active sworn members) generated at least one alert in Q3 2023.

Members Receiving Alerts		
168 Members	1 Alert	168 x 1 = 168 Alerts
61 Members	2 Alerts	61 x 2 = 122 Alerts
19 Members	3 Alerts	19 x 3 = 57 Alerts
248 Members	At Least 1 Alert	347 Alerts

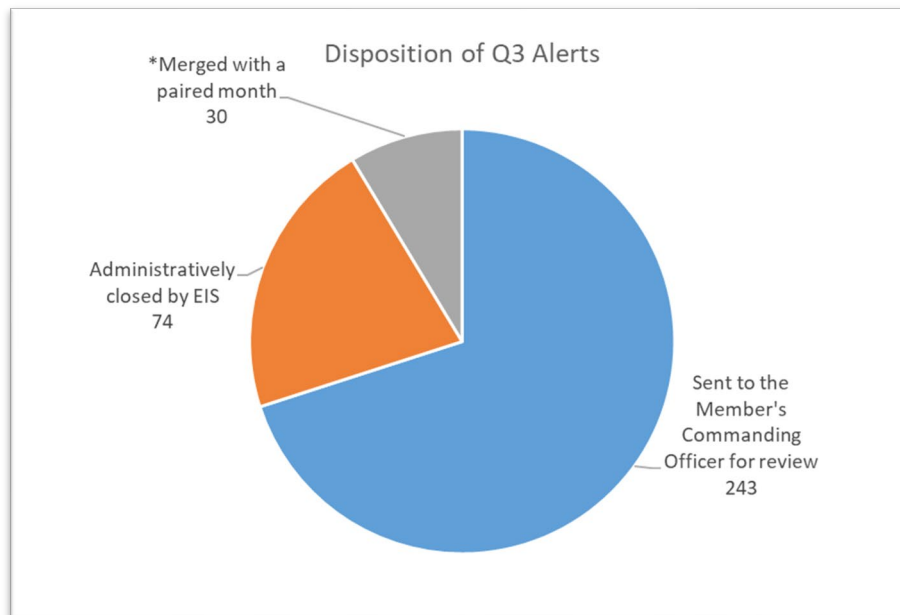


3rd Quarter 2023 Alerts

Disposition of 3rd Quarter Alerts:

243	Sent to the member's Commanding Officer for review
74	Administratively closed by EIS
30	*Merged with a paired month

*Alerts are generated every month and sent out to stations during the following months: February, April, June, August, October, December. Only the most recent alert is sent to the officer's unit. Please note that the EIS Unit records all generated alerts for data-tracking purposes. (e.g. Officer Smith generated an alert in January and February. February's alert would be sent to the officer's Captain or Sergeant, but February's alert would still include all the Indicator Points that triggered January's alert.)



Criteria of Administrative Closures:

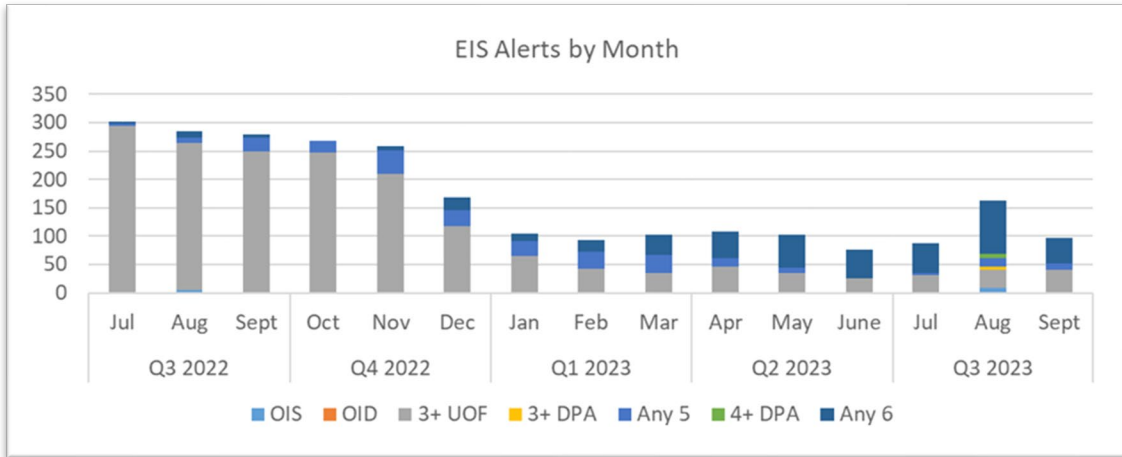
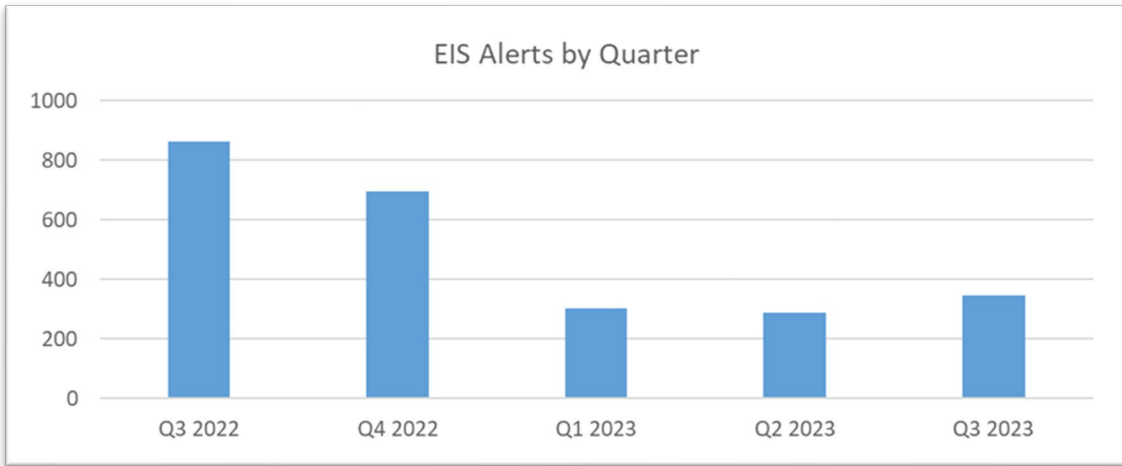
Administrative Closures are recommended by the EIS Sergeant and approved by the OIC of the Legal Division.

- 1. A member received a recent EIS Alert Evaluation**
(e.g. All the indicator points that triggered a member's alert have been evaluated by a supervisor in a recent alert.)
- 2. No pattern observed.**
(e.g. A review of the indicator points of a member's alert shows no pattern of at-risk behavior.)
- 3. Minimal Indicator Points since last evaluation**
(e.g. A member generated one Use of Force indicator point of "Pointing of a Firearm" or one Tort Claim since their last EIS alert, and the new indicator points do not show a pattern of at-risk behavior.)



EIS Alerts by Month										
		OIS	OID	3+ UOF	3+ DPA	Any 5	4+ DPA	Any 6	Monthly Total	Quarterly Total
Q3 2022	Jul	0	0	295	0	2	0	4	301	864
	Aug	4	0	260	0	10	0	10	284	
	Sept	0	0	249	0	25	0	5	279	
Q4 2022	Oct	0	0	247	0	21	0	0	268	695
	Nov	0	0	210	0	41	0	7	258	
	Dec	0	0	118	0	28	0	23	169	
Q1 2023	Jan	0	0	65	0	26	0	14	105	301
	Feb	0	0	42	0	31	0	20	93	
	Mar	0	0	35	0	32	0	36	103	
Q2 2023	Apr	0	0	47	0	15	0	46	108	287
	May	0	0	35	0	10	0	57	102	
	June	0	0	25	0	1	0	51	77	
Q3 2023	Jul	0	1	30	0	4	0	52	87	347
	Aug	9	0	32	5	15	7	94.5	162.5	
	Sept	0	0	40	0	12	0	45.5	97.5	

There was a 21% increase in the number of alerts generated in Q3 compared to Q2 2023.





Interventions

Interventions are initiated after a member's supervisor and the EIS Unit agree that action needs to be taken with a member to prevent further at-risk behavior that may lead to negative outcomes.

Active Interventions	Closed Interventions
3	0

Types of Interventions	
Counseling by an Immediate Supervisor	<ul style="list-style-type: none"> • Creating a physical and/or electronic calendar to improve time management • Scheduling in-service training offered by the Academy or outside agency • Reviewing DGOs and Department Bulletins with member
Training	<ul style="list-style-type: none"> • POST Learning Portal • Supervisor responds and monitors member on calls for service • One-on-one session with Instructors at the Academy
Peer Officer Support Program	<ul style="list-style-type: none"> • Supervisory or self-initiated referrals to Employee Assistance Program (EAP) or Behavioral Science Unit (BSU)
Reassignment	<ul style="list-style-type: none"> • Reassignment to another station or unit will be used only when absolutely necessary for the welfare of the member and the Department

Engagements Outside EIS

3 rd Quarter 2023	
	Total
Informal Counseling	69
Formal Counseling	2
Performance Improvement Plans	1

Supervisors routinely provide officers with counseling to educate and foster open lines of communication. Informal counseling can consist of constructive critiques provided to officers by their supervisors in an informal setting that may occur throughout an officer's tour of duty. Formal counseling is a process in which a supervisor meets with a member in a non-punitive setting to discuss the member's performance and the supervisor documents the counseling session in some form (e.g. memo). A Performance Improvement Plan (PIP) is a formal, written plan handled at the station-level, specifically tailored for a member that clearly defines the supervisor's expectations and strategies to assist the member.

Formal tracking of **Engagements Outside EIS** was not uniformly reported or documented until the beginning of 2019. Commanding Officers are required to submit a monthly report to the EIS Unit documenting the number of officers formally and informally counseled, as well as how many were placed on a Performance Improvement Plan during the month. Department General Order 1.04 states *"Sergeants shall train and lead subordinates in the performance of their duties and set an example of efficiency and deportment."* The increased number of formal and informal counseling is an indication of sergeants being proactive in their duties as a supervisor.



Central Station

Part 1 Violent Crimes & Part 1 Property Crimes Trailing 12 Mo (Oct 2022 - Sept 2023)

Part 1 Violent Crimes	562
Part 1 Property Crimes	9,683
TOTAL	10,245

Central Station observed no change in the number of alerts from Q2 2023 to Q3 2023.



Captain Ja Han Kim

Citywide Calls for Service (Oct 2022 - Sept 2023)

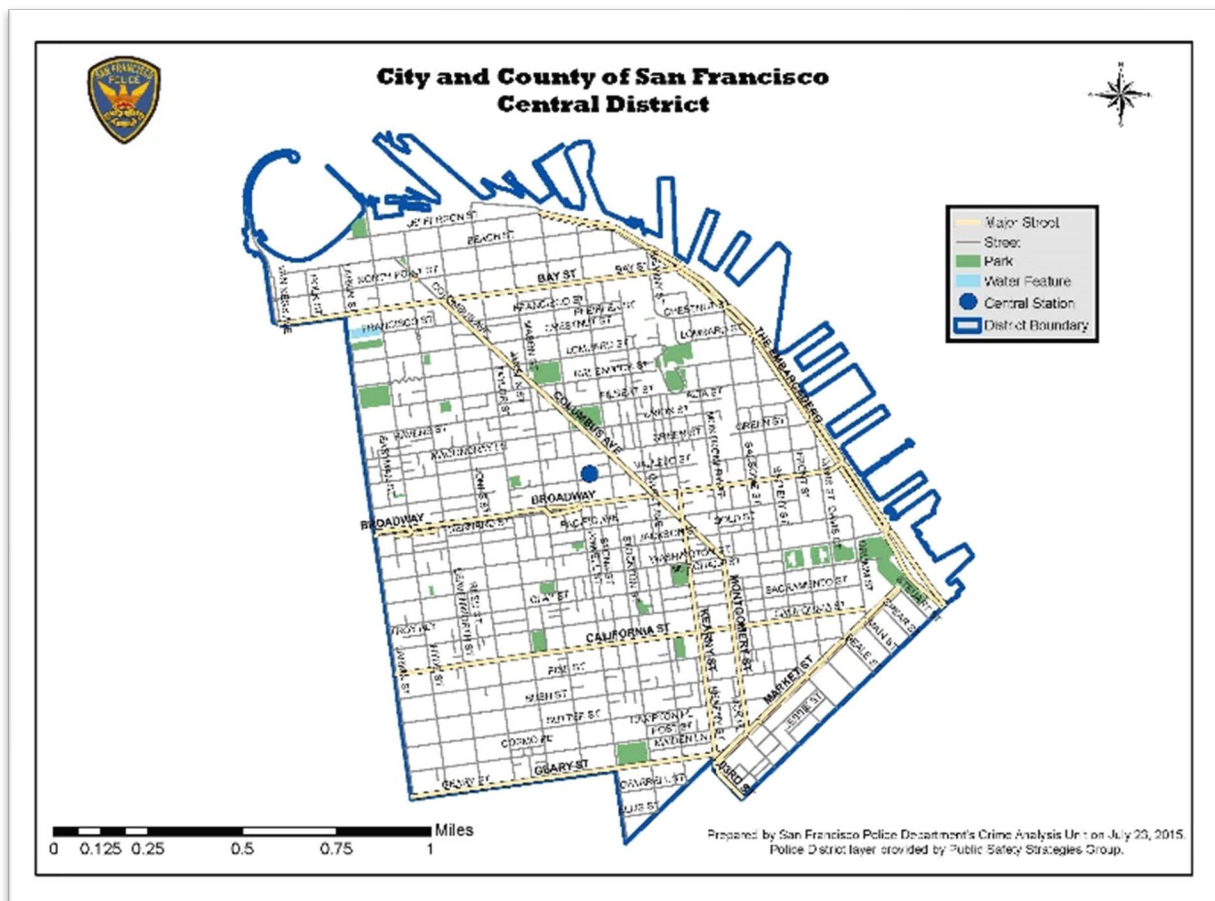
Calls for Service	14.0%
-------------------	-------

EIS Alerts

	OIS	OID	3+ UOF	3+ DPA	Any 5	4+ DPA	Any 6	TOTAL
Q2 2023	0	0	5.5	0	3.5	0	22.5	31.5
Q3 2023	0	0	4.5	0	1	0	26	31.5

Indicator Points

	OIS	OID	UOF	DPA	IAD	EEO	Civil Suits	Tort Claims	Vehicle Pursuits	On Duty Collision	TOTAL
Q2 2023	0	0	47	29	4	0	0	0	0	2	82
Q3 2023	0	0	41	14	8	0	0	0	0	0	63





Southern Station

Part 1 Violent Crimes & Part 1 Property Crimes Trailing 12 Mo (Oct 2022 - Sept 2023)

Part 1 Violent Crimes	673
Part 1 Property Crimes	4,071
TOTAL	4,744

Southern Station observed a 33.8% increase in alerts from Q2 2023 to Q3 2023.



Captain Luke Martin

Citywide Calls for Service (Oct 2022 - Sept 2023)

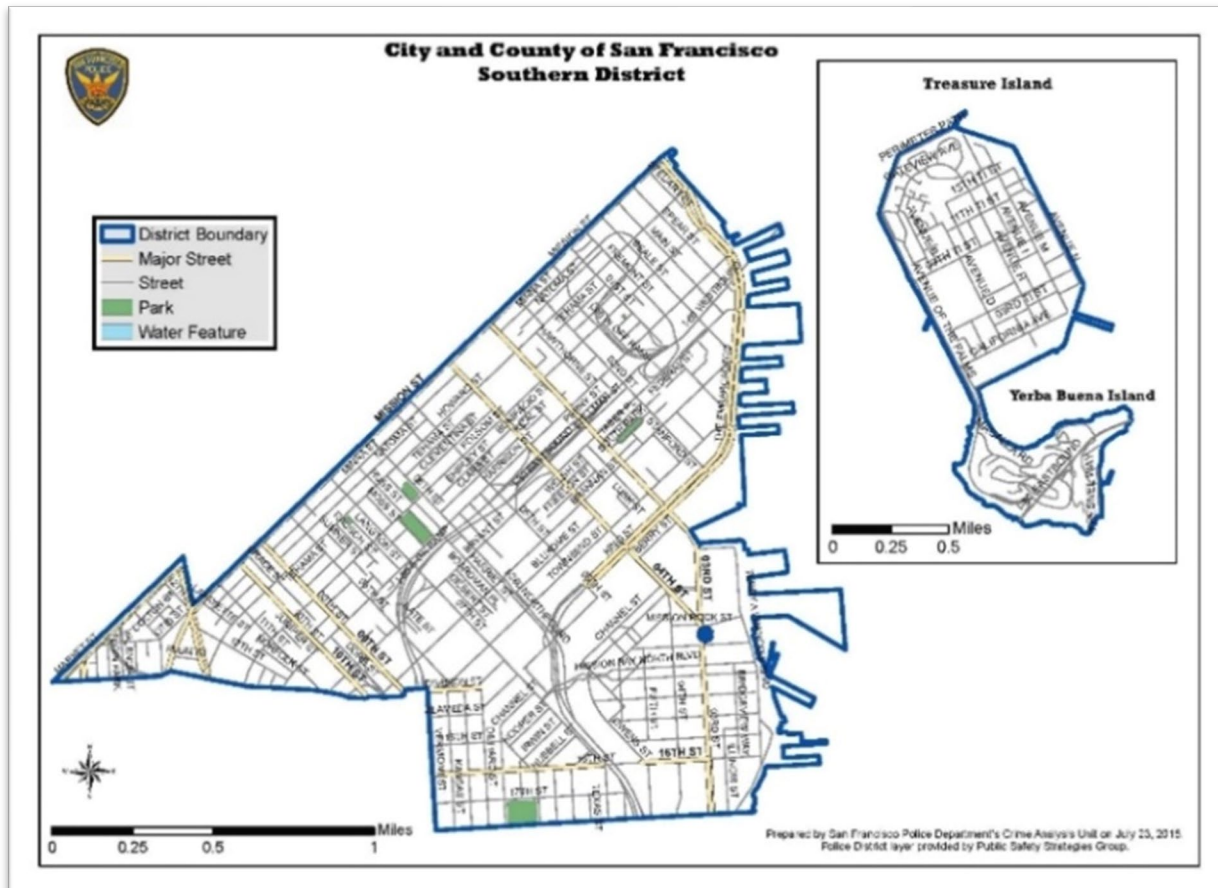
Calls for Service	9.9%
-------------------	------

EIS Alerts

	OIS	OID	3+ UOF	3+ DPA	Any 5	4+ DPA	Any 6	TOTAL
Q2 2023	0	0	14.5	0	3	0	16.5	34
Q3 2023	0	0	9	0	8.5	0	28	45.5

Indicator Points

	OIS	OID	UOF	DPA	IAD	EEO	Civil Suits	Tort Claims	Vehicle Pursuits	On Duty Collision	TOTAL
Q2 2023	0	0	56	31	3	0	0	0	0	4	94
Q3 2023	0	0	55	9	15	0	0	1	0	2	82





Bayview Station

Part 1 Violent Crimes & Part 1 Property Crimes Trailing 12 Mo (Oct 2022 - Sept 2023)

Part 1 Violent Crimes	597
Part 1 Property Crimes	3,279
TOTAL	3,876

Bayview Station observed a 55.5% increase in alerts from Q2 2023 to Q3 2023.



Citywide Calls for Service (Oct 2022 - Sept 2023)

Calls for Service	10.4%
-------------------	-------

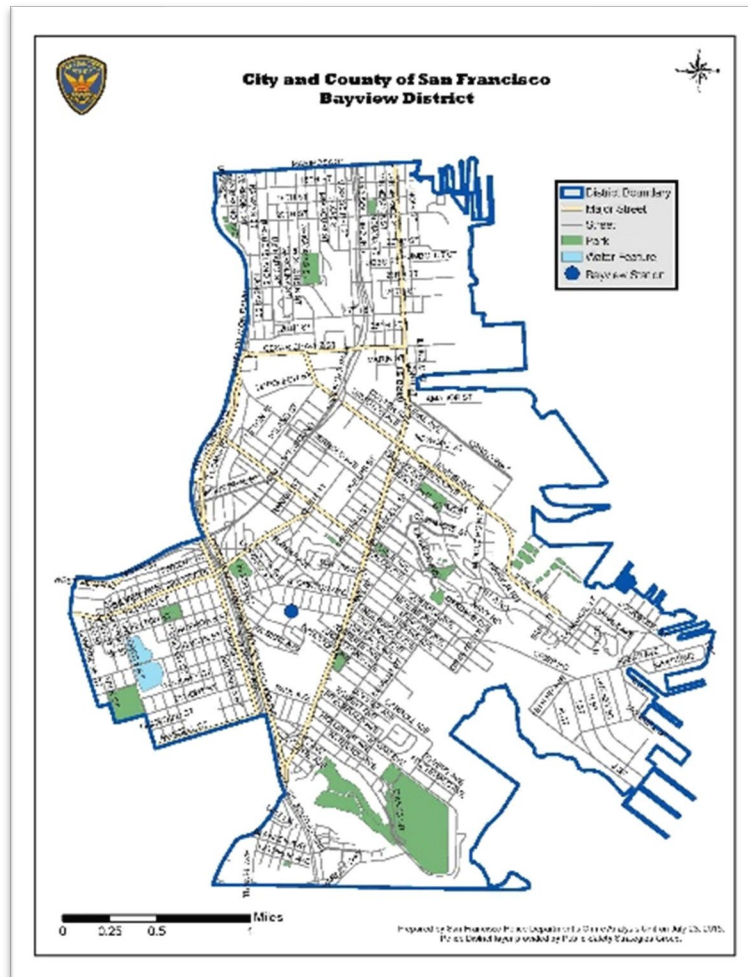
EIS Alerts

	OIS	OID	3+ UOF	3+ DPA	Any 5	4+ DPA	Any 6	TOTAL
Q2 2023	0	0	12	0	0	0	6.33	18.33
Q3 2023	2	0	6.5	0	0.5	2.5	17	28.5

Captain Dave Maron

Indicator Points

	OIS	OID	UOF	DPA	IAD	EEO	Civil Suits	Tort Claims	Vehicle Pursuits	On Duty Collision	TOTAL
Q2 2023	0	1	32	22	1	0	2	2	0	4	64
Q3 2023	2	0	34	11	7	0	0	1	0	0	55





Mission Station

Part 1 Violent Crimes & Part 1 Property Crimes Trailing 12 Mo (Oct 2022 - Sept 2023)

Part 1 Violent Crimes	833
Part 1 Property Crimes	4,668
TOTAL	5,501

Mission Station observed a 11.4% decrease in alerts from Q2 2023 to Q3 2023.



Captain Thomas Harvey

Citywide Calls for Service (Oct 2022 - Sept 2023)

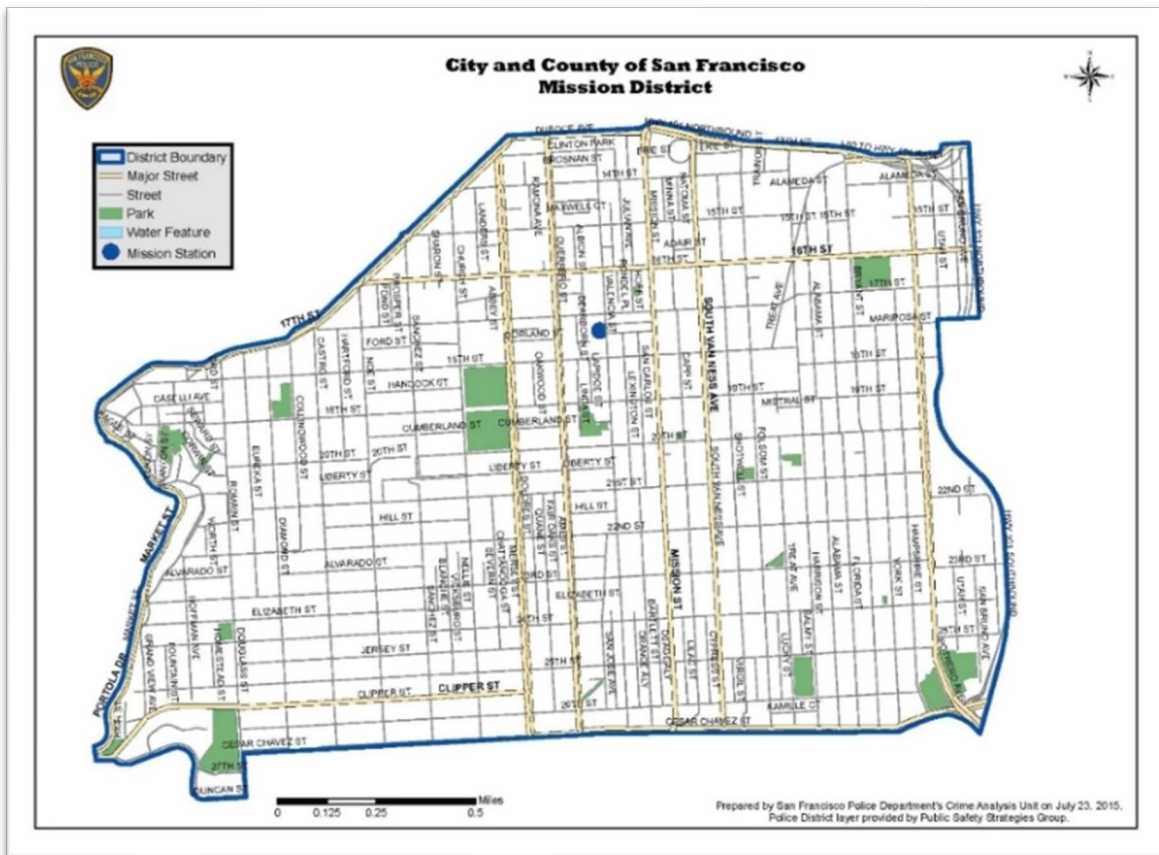
Calls for Service	13.3%
-------------------	-------

EIS Alerts

	OIS	OID	3+ UOF	3+ DPA	Any 5	4+ DPA	Any 6	TOTAL
Q2 2023	0	0	39	0	3.5	0	30.33	72.83
Q3 2023	0	0	28	2	7.5	1	26	64.5

Indicator Points

	OIS	OID	UOF	DPA	IAD	EEO	Civil Suits	Tort Claims	Vehicle Pursuits	On Duty Collision	TOTAL
Q2 2023	0	0	110	26	4	0	0	1	0	2	143
Q3 2023	0	0	83	18	9	0	0	2	0	0	112





Northern Station

Part 1 Violent Crimes & Part 1 Property Crimes Trailing 12 Mo (Oct 2022 - Sept 2023)

Part 1 Violent Crimes	620
Part 1 Property Crimes	7,251
TOTAL	7,871

Northern Station observed a 87.1% increase in alerts from Q2 2023 to Q3 2023.

Citywide Calls for Service (Oct 2022 - Sept 2023)

Calls for Service	11.9%
-------------------	-------

EIS Alerts

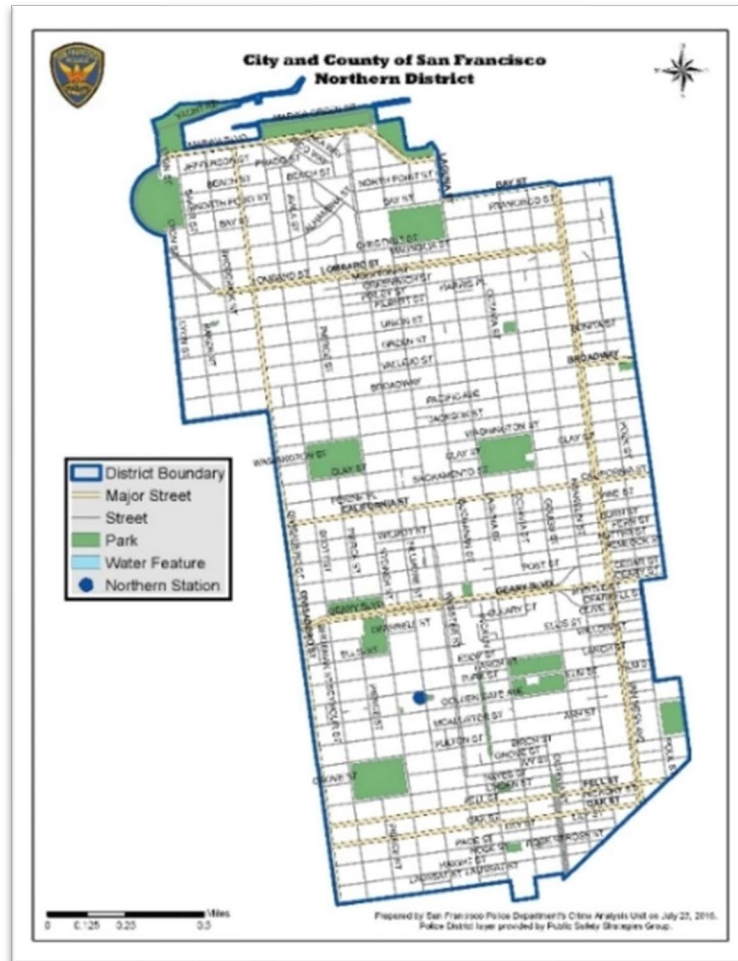
	OIS	OID	3+ UOF	3+ DPA	Any 5	4+ DPA	Any 6	TOTAL
Q2 2023	0	0	2	0	1	0	12.5	15.5
Q3 2023	2	0	7	0	3	0	17	29



Captain Jason Sawyer

Indicator Points

	OIS	OID	UOF	DPA	IAD	EEO	Civil Suits	Tort Claims	Vehicle Pursuits	On Duty Collision	TOTAL
Q2 2023	3	0	46	11	2	0	0	4	0	3	69
Q3 2023	0	0	55	15	9	0	3	2	0	0	84





Park Station

Part 1 Violent Crimes & Part 1 Property Crimes Trailing 12 Mo (Oct 2022 - Sept 2023)

Part 1 Violent Crimes	148
Part 1 Property Crimes	2,407
TOTAL	2,555

Park Station observed a 275% increase in alerts from Q2 2023 to Q3 2023.



Captain Jack Hart

Citywide Calls for Service (Oct 2022 - Sept 2023)

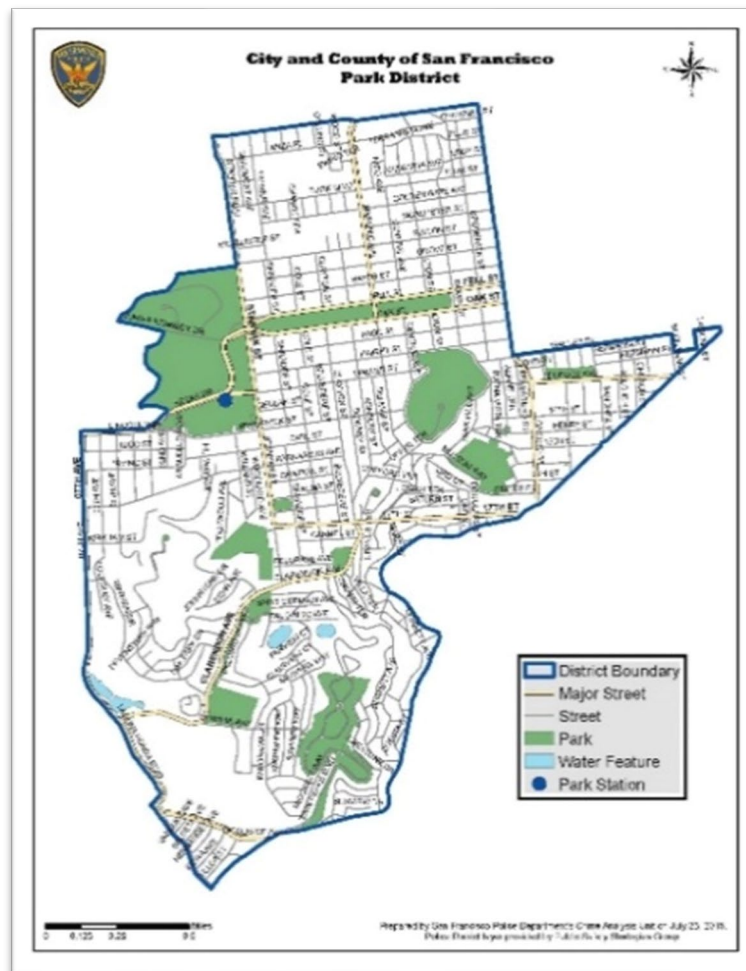
Calls for Service	4.6%
-------------------	------

EIS Alerts

	OIS	OID	3+ UOF	3+ DPA	Any 5	4+ DPA	Any 6	TOTAL
Q2 2023	0	0	0	0	0	0	2	2
Q3 2023	1	1	1	0	0	0	4.5	7.5

Indicator Points

	OIS	OID	UOF	DPA	IAD	EEO	Civil Suits	Tort Claims	Vehicle Pursuits	On Duty Collision	TOTAL
Q2 2023	1	0	11	15	0	0	0	2	0	0	29
Q3 2023	0	1	12	8	4	1	0	3	0	2	31





Richmond Station

Part 1 Violent Crimes & Part 1 Property Crimes Trailing 12 Mo (Oct 2022 - Sept 2023)

Part 1 Violent Crimes	215
Part 1 Property Crimes	4,368
TOTAL	4,583

Richmond Station observed a 35% decrease in alerts from Q2 2023 to Q3 2023.



Captain Chris Canning

Citywide Calls for Service (Oct 2022 - Sept 2023)

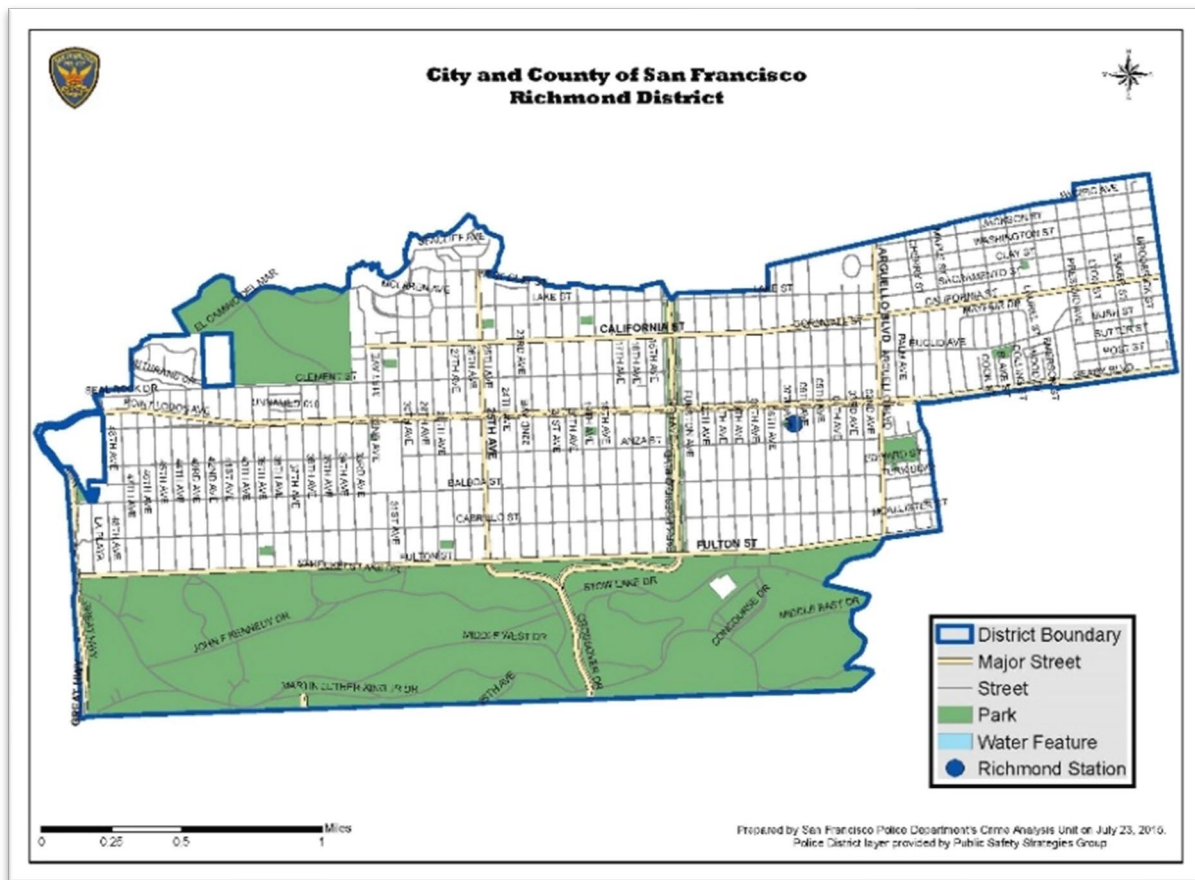
Calls for Service	6.1%
-------------------	------

EIS Alerts

	OIS	OID	3+ UOF	3+ DPA	Any 5	4+ DPA	Any 6	TOTAL
Q2 2023	0	0	0	0	2	0	8	10
Q3 2023	0	0	1	0	0.5	1	4	6.5

Indicator Points

	OIS	OID	UOF	DPA	IAD	EEO	Civil Suits	Tort Claims	Vehicle Pursuits	On Duty Collision	TOTAL
Q2 2023	1	0	24	7	1	0	0	1	0	0	34
Q3 2023	0	0	4	10	7	0	0	0	0	1	22





Ingleside Station

Part 1 Violent Crimes & Part 1 Property Crimes Trailing 12 Mo (Oct 2022 - Sept 2023)

Part 1 Violent Crimes	582
Part 1 Property Crimes	3,731
TOTAL	4,313

Ingleside Station observed a 28.8% decrease in alerts from Q2 2023 to Q3 2023.



Captain Amy Hurwitz

Citywide Calls for Service (Oct 2022 - Sept 2023)

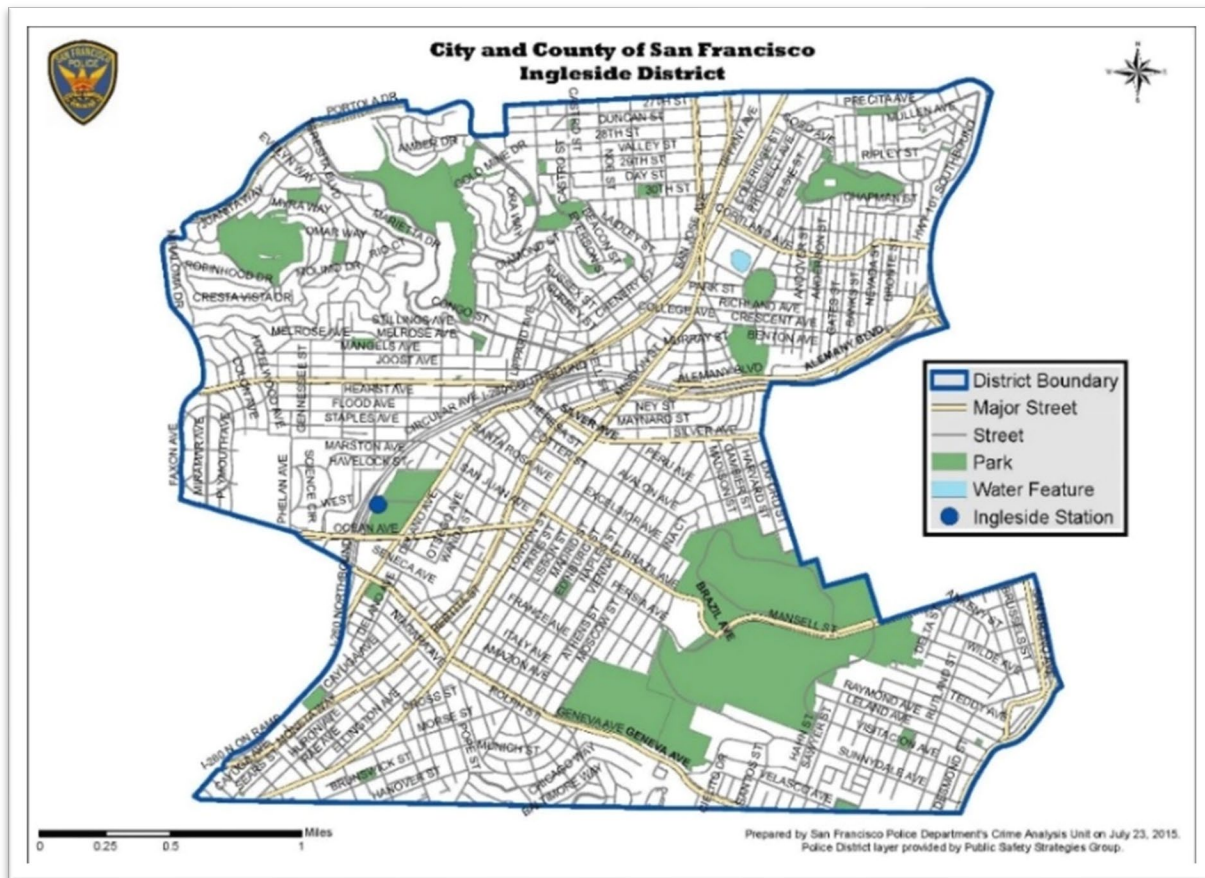
Calls for Service	9.3%
-------------------	------

EIS Alerts

	OIS	OID	3+ UOF	3+ DPA	Any 5	4+ DPA	Any 6	TOTAL
Q2 2023	0	0	14	0	5	0	17.5	36.5
Q3 2023	0	0	9	0	1.5	0	15.5	26

Indicator Points

	OIS	OID	UOF	DPA	IAD	EEO	Civil Suits	Tort Claims	Vehicle Pursuits	On Duty Collision	TOTAL
Q2 2023	0	0	62	19	0	0	0	9	0	2	92
Q3 2023	0	0	49	4	11	0	0	0	0	0	64





Taraval Station

Part 1 Violent Crimes & Part 1 Property Crimes Trailing 12 Mo (Oct 2022 - Sept 2023)

Part 1 Violent Crimes	270
Part 1 Property Crimes	4,108
TOTAL	4,378

Taraval Station observed a 262.5% increase in alerts from Q2 2023 to Q3 2023.



Citywide Calls for Service (Oct 2022 - Sept 2023)

Calls for Service	7.7%
-------------------	------

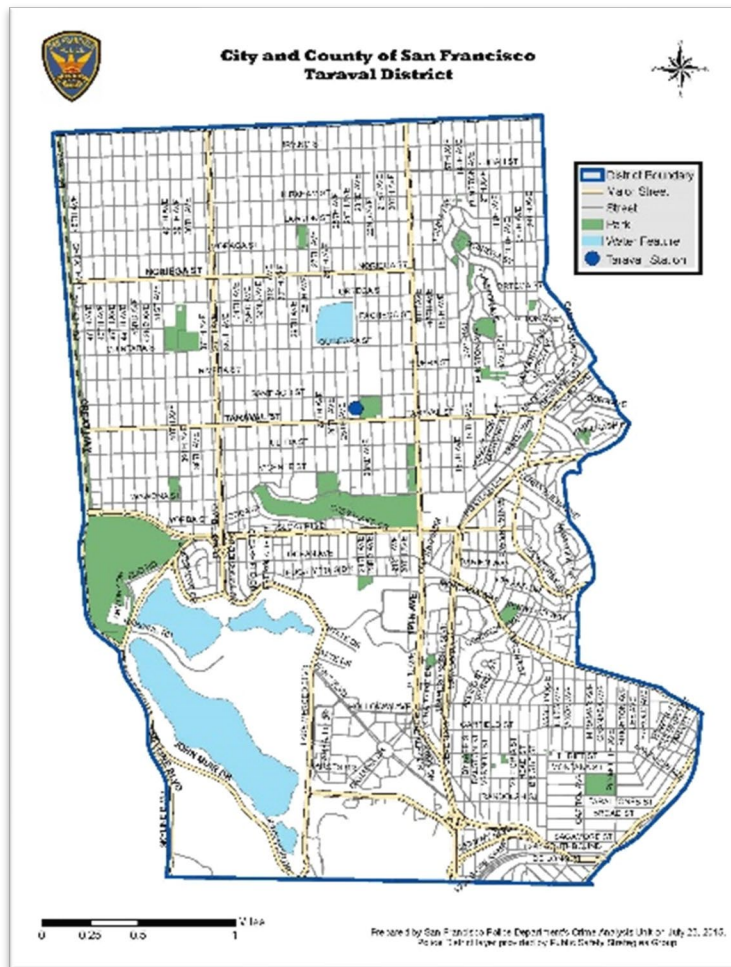
EIS Alerts

	OIS	OID	3+ UOF	3+ DPA	Any 5	4+ DPA	Any 6	TOTAL
Q2 2023	0	0	0	0	2	0	2	4
Q3 2023	0	0	2	2	0.5	0	10	14.5

Captain Brien Hoo

Indicator Points

	OIS	OID	UOF	DPA	IAD	EEO	Civil Suits	Tort Claims	Vehicle Pursuits	On Duty Collision	TOTAL
Q2 2023	0	0	11	3	1	0	0	2	0	1	18
Q3 2023	0	0	18	12	3	2	0	0	0	1	36





Tenderloin Station

Part 1 Violent Crimes & Part 1 Property Crimes Trailing 12 Mo (Oct 2022 - Sept 2023)

Part 1 Violent Crimes	848
Part 1 Property Crimes	2,111
TOTAL	2,959

Tenderloin Station observed a 40.2% increase in alerts from Q2 2023 to Q3 2023.



Citywide Calls for Service (Oct 2022 - Sept 2023)

Calls for Service	12.8%
-------------------	-------

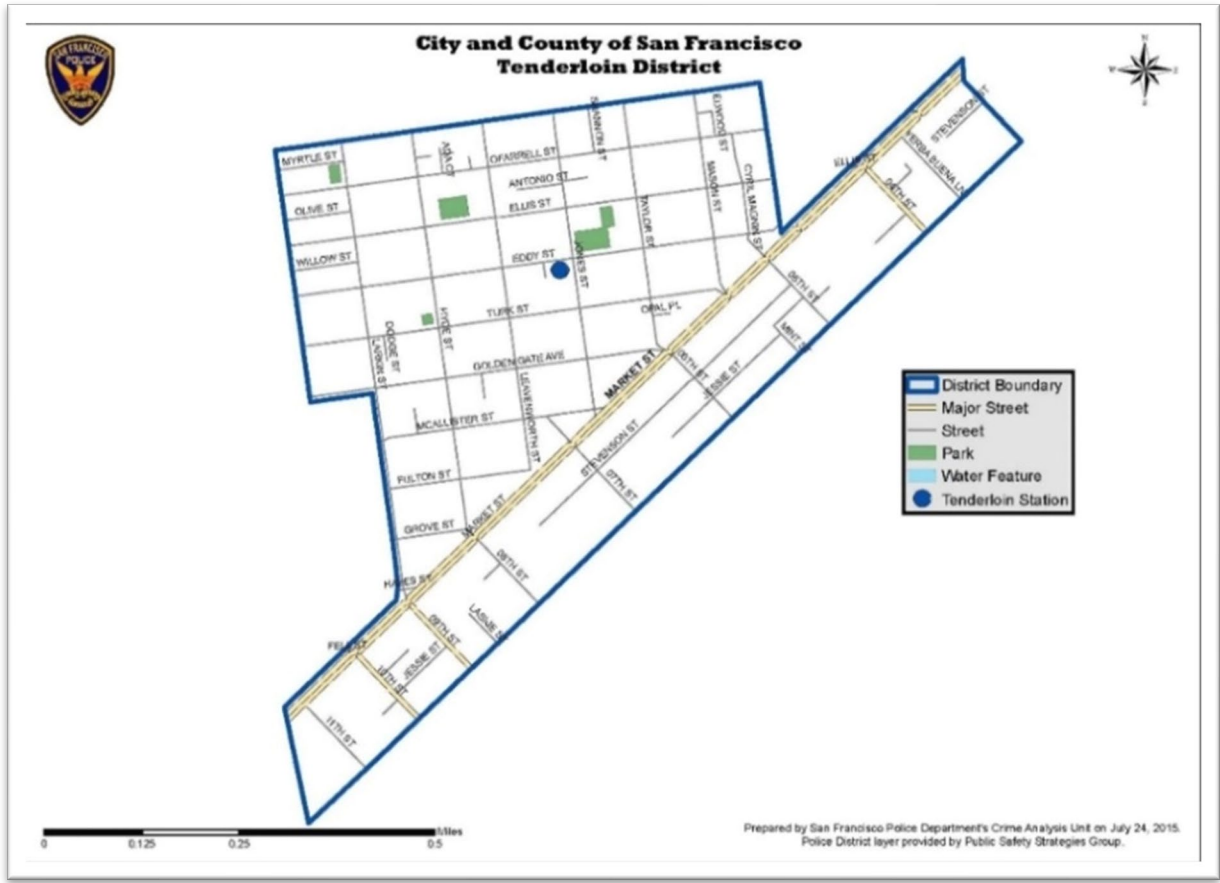
EIS Alerts

	OIS	OID	3+ UOF	3+ DPA	Any 5	4+ DPA	Any 6	TOTAL
Q2 2023	0	0	15	0	6	0	25	46
Q3 2023	4	0	24	0	5.5	0	31	64.5

Captain Sergio Chin

Indicator Points

	OIS	OID	UOF	DPA	IAD	EEO	Civil Suits	Tort Claims	Vehicle Pursuits	On Duty Collision	TOTAL
Q2 2023	0	0	70	14	4	0	0	2	0	2	92
Q3 2023	4	0	106	17	12	1	3	0	0	1	144





Airport Bureau



Captain Christopher Schaffer
Patrol



Captain Carlos Gutierrez
Traffic



Captain Timothy Falvey
Administration

AFOB Airport Field Operations

Airport Field Operations works closely with San Mateo Sheriff's Office, United States Customs and Border Patrol, Federal Bureau of Investigations, United States Secret Service, US Federal Air Marshals and other regional local, state and federal law enforcement agencies.

EIS Alerts

	OIS	OID	3+ UOF	3+ DPA	Any 5	4+ DPA	Any 6	TOTAL
Q2 2023	0	0	0	0	0	0	2	2
Q3 2023	0	0	0	0	0	0	0	0

Indicator Points

	OIS	OID	UOF	DPA	IAD	EEO	Civil Suits	Tort Claims	Vehicle Pursuits	On-Duty Collision	TOTAL
Q2 2023	0	0	7	5	1	0	0	0	0	1	14
Q3 2023	0	0	17	3	1	0	0	0	0	0	21

**AIRP****Airport Bureau**

Airport Bureau members perform patrols on foot, bicycle, and Segway; Motorized patrols by car or motorcycle; K-9 patrols and explosives detection; traffic collision investigations; traffic control; security for dignitaries; cargo theft abatement.

EIS Alerts

	OIS	OID	3+ UOF	3+ DPA	Any 5	4+ DPA	Any 6	TOTAL
Q2 2023	0	0	0	0	0	0	1	1
Q3 2023	0	0	0	0	0	0	0	0

Indicator Points

	OIS	OID	UOF	DPA	IAD	EEO	Civil Suits	Tort Claims	Vehicle Pursuits	On-Duty Collision	TOTAL
Q2 2023	0	0	0	0	1	0	0	0	0	0	1
Q3 2023	0	0	1	2	2	0	0	0	0	0	5

ADMN**Airport Administration**

The Airport Administration works closely with the San Francisco International Airport Administration, Transportation Security Administration, Federal Aviation Administration, and other regional local, state and federal law enforcement agencies.

EIS Alerts

	OIS	OID	3+ UOF	3+ DPA	Any 5	4+ DPA	Any 6	TOTAL
Q2 2023	0	0	0	0	0	0	0	0
Q3 2023	0	0	0	0	0	0	0	0

Indicator Points

	OIS	OID	UOF	DPA	IAD	EEO	Civil Suits	Tort Claims	Vehicle Pursuits	On-Duty Collision	TOTAL
Q2 2023	0	0	0	0	1	0	0	0	0	0	1
Q3 2023	0	0	0	0	0	0	0	0	0	0	0



Specialized Units/Details

ACAD

Academy

The Academy develops and trains current in-service members and prepares recruits to become proud officers of the Police Department. The Academy also conducts a Citizen's Academy Course for the members of the community.

EIS Alerts

	OIS	OID	3+ UOF	3+ DPA	Any 5	4+ DPA	Any 6	TOTAL
Q2 2023	0	0	0	0	0	0	0.5	0.5
Q3 2023	0	0	0	0	0	0	0.5	0.5

Indicator Points

	OIS	OID	UOF	DPA	IAD	EEO	Civil Suits	Tort Claims	Vehicle Pursuits	On-Duty Collision	TOTAL
Q2 2023	0	0	2	1	0	0	0	0	0	0	3
Q3 2023	0	0	1	1	1	0	0	0	0	0	3

ADMI

Administrative Services Bureau

The Administration Bureau provides support for other bureaus of the Department and is frequently the liaison with other city agencies as well as the Board of Supervisors. The Bureau performs budget management, supports information technology, personnel services, and logistical support.

EIS Alerts

	OIS	OID	3+ UOF	3+ DPA	Any 5	4+ DPA	Any 6	TOTAL
Q2 2023	0	0	0	0	0	0	0	0
Q3 2023	0	0	0	0	0	0	0	0

Indicator Points

	OIS	OID	UOF	DPA	IAD	EEO	Civil Suits	Tort Claims	Vehicle Pursuits	On-Duty Collision	TOTAL
Q2 2023	0	0	0	0	1	0	0	0	0	0	1
Q3 2023	0	0	0	0	0	0	0	0	0	0	0

BURG

Burglary

The Burglary Unit investigates: Violent, hot prowl burglaries; Burglaries involving a loss in excess of \$15k; a burglary series which includes multiple districts or jurisdictions; high-profile burglaries; burglaries where a firearm is taken; safe burglaries.

EIS Alerts

	OIS	OID	3+ UOF	3+ DPA	Any 5	4+ DPA	Any 6	TOTAL
Q2 2023	0	0	0	0	0	0	0	0
Q3 2023	0	0	0	0	0	0	0	0

Indicator Points

	OIS	OID	UOF	DPA	IAD	EEO	Civil Suits	Tort Claims	Vehicle Pursuits	On-Duty Collision	TOTAL
Q2 2023	0	0	1	1	0	0	0	0	0	0	2
Q3 2023	0	0	1	3	1	0	0	0	0	0	5



CED Community Engagement Division

Officers assigned to CED proactively engage with the community through relationship building, events, forums, panel discussions, community events, and leading a variety of programs to benefit local youth. This unit also promotes community policing and community engagement in support of District Station activities.

EIS Alerts

	OIS	OID	3+ UOF	3+ DPA	Any 5	4+ DPA	Any 6	TOTAL
Q2 2023	0	0	0	0	0	0	0	0
Q3 2023	0	0	0	0	0	0	0	0

Indicator Points

	OIS	OID	UOF	DPA	IAD	EEO	Civil Suits	Tort Claims	Vehicle Pursuits	On-Duty Collision	TOTAL
Q2 2023	0	0	0	1	0	1	0	1	0	0	3
Q3 2023	0	0	0	0	4	2	0	0	0	0	6

CGIC Crime Gun Investigative Center

Duties of an Investigator in this unit include: investigating firearms cases in partnership with the ATF for federal prosecution through the Triggerlock Program, present cases to the US Attorney's Office, testify before Federal grand jury, investigate NIBIN correlations, manage the Department's Gun Violence Restraining Order Program.

EIS Alerts

	OIS	OID	3+ UOF	3+ DPA	Any 5	4+ DPA	Any 6	TOTAL
Q2 2023	0	0	3	0	0	0	0	3
Q3 2023	0	0	1	0	0.5	1	1.5	4

Indicator Points

	OIS	OID	UOF	DPA	IAD	EEO	Civil Suits	Tort Claims	Vehicle Pursuits	On-Duty Collision	TOTAL
Q2 2023	0	0	4	1	0	0	0	0	0	1	6
Q3 2023	0	0	6	4	0	0	0	0	0	0	10

CHIE Chief's Office

This Office provides administrative support to the Chief of Police, while effectively managing Media Relations and Risk Management (Internal Affairs, Legal, Professional Standards, and EEO).

EIS Alerts

	OIS	OID	3+ UOF	3+ DPA	Any 5	4+ DPA	Any 6	TOTAL
Q2 2023	0	0	0	0	0	0	0	0
Q3 2023	0	0	0	0	0	0	0	0

Indicator Points

	OIS	OID	UOF	DPA	IAD	EEO	Civil Suits	Tort Claims	Vehicle Pursuits	On-Duty Collision	TOTAL
Q2 2023	0	0	0	1	0	0	0	0	0	0	1
Q3 2023	0	0	0	1	1	0	0	0	0	0	2



CIS Crime Information Services Unit

This unit is comprised of the following sections:
 Property Control - Receive, store and maintain all evidence and found property in a secure facility;
 Permits - Process permit applications yearly and maintain files for permitted businesses;
 Report Management Section - Report processing, data storage, and report retrieval.

EIS Alerts

	OIS	OID	3+ UOF	3+ DPA	Any 5	4+ DPA	Any 6	TOTAL
Q2 2023	0	0	0	0	0	0	0	0
Q3 2023	0	0	0	0	0	0	0	0

Indicator Points

	OIS	OID	UOF	DPA	IAD	EEO	Civil Suits	Tort Claims	Vehicle Pursuits	On-Duty Collision	TOTAL
Q2 2023	0	0	0	0	0	0	0	0	0	0	0
Q3 2023	0	0	0	0	1	0	0	0	0	1	2

CSI Crime Scene Investigations

A unit of highly trained members who respond to crime scenes and use forensics, technology and science to assist in the investigations and prosecution of criminal cases.

EIS Alerts

	OIS	OID	3+ UOF	3+ DPA	Any 5	4+ DPA	Any 6	TOTAL
Q2 2023	0	0	0	0	0	0	0	0
Q3 2023	0	0	0	0	0	0	0	0

Indicator Points

	OIS	OID	UOF	DPA	IAD	EEO	Civil Suits	Tort Claims	Vehicle Pursuits	On-Duty Collision	TOTAL
Q2 2023	0	0	0	1	1	0	0	0	0	0	2
Q3 2023	0	0	0	0	0	0	0	0	0	1	1

CVRT Community Violence Reduction Team

The goal of CVRT is to reduce gun violence while reducing recidivism and building trust between the department and impacted communities. CVRT will focus on intelligence gathering, analysis and proactive investigations to prevent and reduce shootings. CVRT also collaborates with justice partners, intervention partners and community stakeholders.

EIS Alerts

	OIS	OID	3+ UOF	3+ DPA	Any 5	4+ DPA	Any 6	TOTAL
Q2 2023	0	0	0	0	0	0	0	0
Q3 2023	0	0	0	0	0	0	0	0

Indicator Points

	OIS	OID	UOF	DPA	IAD	EEO	Civil Suits	Tort Claims	Vehicle Pursuits	On-Duty Collision	TOTAL
Q2 2023	0	0	0	0	0	0	0	0	0	0	0
Q3 2023	0	0	1	3	1	0	0	0	0	1	6



DOC Department Operations Center

DOC coordinates large, planned events and is activated for command and control of large, unplanned incidents and critical incidents. DOC also handles notifications to the Command Staff of major or high-profile incidents.

EIS Alerts

	OIS	OID	3+ UOF	3+ DPA	Any 5	4+ DPA	Any 6	TOTAL
Q2 2023	0	0	0	0	0	0	0	0
Q3 2023	0	0	0	0	1	0	2	3

Indicator Points

	OIS	OID	UOF	DPA	IAD	EEO	Civil Suits	Tort Claims	Vehicle Pursuits	On-Duty Collision	TOTAL
Q2 2023	0	0	0	1	0	0	0	0	0	0	1
Q3 2023	0	0	0	0	2	0	0	0	0	0	2

FOB Field Operations Bureau

Oversees District Station personnel and is responsible for the command of patrol operations. FOB is responsible for special deployments based on the needs of the department.

EIS Alerts

	OIS	OID	3+ UOF	3+ DPA	Any 5	4+ DPA	Any 6	TOTAL
Q2 2023	0	0	0	0	0	0	0	0
Q3 2023	0	0	0	0	0	1	2	3

Indicator Points

	OIS	OID	UOF	DPA	IAD	EEO	Civil Suits	Tort Claims	Vehicle Pursuits	On-Duty Collision	TOTAL
Q2 2023	0	0	0	5	0	0	0	0	0	0	5
Q3 2023	0	0	5	2	4	0	0	0	0	1	12

GENE General Work

This unit is responsible for the investigation of assaults, Estes robberies and felonious crimes against persons.

EIS Alerts

	OIS	OID	3+ UOF	3+ DPA	Any 5	4+ DPA	Any 6	TOTAL
Q2 2023	0	0	0	0	0	0	0	0
Q3 2023	0	0	0	0	0	0	0	0

Indicator Points

	OIS	OID	UOF	DPA	IAD	EEO	Civil Suits	Tort Claims	Vehicle Pursuits	On-Duty Collision	TOTAL
Q2 2023	0	0	2	2	0	0	0	0	0	0	4
Q3 2023	0	0	0	2	0	0	0	0	0	0	2

**HOMI****Homicide**

This unit is responsible for the investigation of homicides and suspicious deaths. Investigators manage crime scenes, follow up on leads and coordinate complex investigations of serious incidents.

EIS Alerts

	OIS	OID	3+ UOF	3+ DPA	Any 5	4+ DPA	Any 6	TOTAL
Q2 2023	0	0	0	0	0	0	0	0
Q3 2023	0	0	0	0	0	0	0	0

Indicator Points

	OIS	OID	UOF	DPA	IAD	EEO	Civil Suits	Tort Claims	Vehicle Pursuits	On-Duty Collision	TOTAL
Q2 2023	0	0	1	0	0	0	0	0	0	0	1
Q3 2023	0	0	0	0	0	0	0	0	0	0	0

HSU**Homeland Security Unit**

The HSU enhances the Department's efforts to protect our city's critical infrastructure and key resources, prepares for natural and man-made disasters, and supports on-going efforts against terrorism.

EIS Alerts

	OIS	OID	3+ UOF	3+ DPA	Any 5	4+ DPA	Any 6	TOTAL
Q2 2023	0	0	0	0	0	0	0	0
Q3 2023	0	0	0	0	0	0	1	1

Indicator Points

	OIS	OID	UOF	DPA	IAD	EEO	Civil Suits	Tort Claims	Vehicle Pursuits	On-Duty Collision	TOTAL
Q2 2023	0	0	0	0	0	0	0	0	0	0	0
Q3 2023	0	0	2	0	0	0	0	0	0	0	2

IAD**Internal Affairs Division**

IAD is tasked with investigations of Department Members (both Sworn and Non-Sworn) who are alleged to have committed administrative violations on and off-duty.

EIS Alerts

	OIS	OID	3+ UOF	3+ DPA	Any 5	4+ DPA	Any 6	TOTAL
Q2 2023	0	0	0	0	0	0	0	0
Q3 2023	0	0	0	0	0	0	0	0

Indicator Points

	OIS	OID	UOF	DPA	IAD	EEO	Civil Suits	Tort Claims	Vehicle Pursuits	On-Duty Collision	TOTAL
Q2 2023	0	0	0	1	2	0	0	0	0	1	4
Q3 2023	0	0	0	2	0	0	0	0	0	0	2

**INVE****Investigations**

The Investigations Division is under the Bureau of Investigations and contains five separate units: General Crimes, Major Crimes, Special Investigations Division, Special Victims Unit, and Strategic Investigations.

EIS Alerts

	OIS	OID	3+ UOF	3+ DPA	Any 5	4+ DPA	Any 6	TOTAL
Q2 2023	0	0	0	0	0	0	0	0
Q3 2023	0	0	0	0	0	0	0	0

Indicator Points

	OIS	OID	UOF	DPA	IAD	EEO	Civil Suits	Tort Claims	Vehicle Pursuits	On-Duty Collision	TOTAL
Q2 2023	0	0	0	1	0	0	0	0	0	0	1
Q3 2023	0	0	0	1	0	0	0	0	0	0	1

MEDI**Medical Liaison**

This unit is part of the Staff Services Division and is in charge of managing all members who suffer an injury on duty. The unit monitors the member's progress and shares that information with the Worker's Compensation Adjusters.

EIS Alerts

	OIS	OID	3+ UOF	3+ DPA	Any 5	4+ DPA	Any 6	TOTAL
Q2 2023	0	0	0	0	0	0	0	0
Q3 2023	0	0	0	0	0	0	1	1

Indicator Points

	OIS	OID	UOF	DPA	IAD	EEO	Civil Suits	Tort Claims	Vehicle Pursuits	On-Duty Collision	TOTAL
Q2 2023	0	0	0	0	0	0	0	0	0	0	0
Q3 2023	0	0	0	1	1	0	0	0	0	0	2

MTA**Traffic Enforcement**

This unit is comprised of motorcycle officers who specialize in traffic enforcement, traffic control, vehicle escorts and major collision investigations.

EIS Alerts

	OIS	OID	3+ UOF	3+ DPA	Any 5	4+ DPA	Any 6	TOTAL
Q2 2023	0	0	0	0	0	0	0	0
Q3 2023	0	0	0	0	0	0	0	0

Indicator Points

	OIS	OID	UOF	DPA	IAD	EEO	Civil Suits	Tort Claims	Vehicle Pursuits	On-Duty Collision	TOTAL
Q2 2023	0	0	2	1	0	0	0	1	0	2	6
Q3 2023	0	0	0	4	2	0	0	0	0	0	6

**NARC****Narcotics**

This unit proactively investigates and arrests narcotic traffickers and those involved in narcotic trafficking organizations. Members of this unit frequently interact with district station personnel, providing a forum for the citizens of San Francisco regarding their narcotic complaints.

EIS Alerts

	OIS	OID	3+ UOF	3+ DPA	Any 5	4+ DPA	Any 6	TOTAL
Q2 2023	0	0	0	0	0	0	1	1
Q3 2023	0	0	0	0	0	0	0.5	0.5

Indicator Points

	OIS	OID	UOF	DPA	IAD	EEO	Civil Suits	Tort Claims	Vehicle Pursuits	On-Duty Collision	TOTAL
Q2 2023	0	0	3	0	4	0	0	0	0	0	7
Q3 2023	0	0	0	0	0	0	0	0	0	0	0

NIGH**Night Investigations**

This unit conducts proactive enforcement operations, provides technical assistance and serves as a resource to investigative units within the department along with investigating a variety of cases themselves.

EIS Alerts

	OIS	OID	3+ UOF	3+ DPA	Any 5	4+ DPA	Any 6	TOTAL
Q2 2023	0	0	0	0	0	0	0	0
Q3 2023	0	0	0	0	0	0	0	0

Indicator Points

	OIS	OID	UOF	DPA	IAD	EEO	Civil Suits	Tort Claims	Vehicle Pursuits	On-Duty Collision	TOTAL
Q2 2023	0	0	3	2	1	0	0	0	0	0	6
Q3 2023	0	0	4	0	0	0	0	0	0	0	4

RISK**Risk Management Office**

The Risk Management Office (RMO) consists of the Internal Affairs Division, Investigative Services Detail, the Legal Division, the EEO Unit in the SFPD, the BWC Unit, SB1421 Unit and the Early Intervention System. RMO investigates cases that involve officer misconduct and officer-involved shootings.

EIS Alerts

	OIS	OID	3+ UOF	3+ DPA	Any 5	4+ DPA	Any 6	TOTAL
Q2 2023	0	0	0	0	0	0	0	0
Q3 2023	0	0	0	0	0	0	0	0

Indicator Points

	OIS	OID	UOF	DPA	IAD	EEO	Civil Suits	Tort Claims	Vehicle Pursuits	On-Duty Collision	TOTAL
Q2 2023	0	0	0	0	0	0	0	0	0	0	0
Q3 2023	0	0	1	0	1	0	0	0	0	0	2

**ROBB****Robbery**

The Robbery Unit investigates: bank robberies, armored transport robberies, armed takeover robberies, home invasions, carjacking, robberies where hostages are taken, robberies where the victim(s) is seriously injured as a result of a shooting, stabbing, or physical assault, robberies involving a loss in excess of \$10k, any robbery series, and high-profile robberies.

EIS Alerts

	OIS	OID	3+ UOF	3+ DPA	Any 5	4+ DPA	Any 6	TOTAL
Q2 2023	0	0	0	0	0	0	0	0
Q3 2023	0	0	0	0	0	0	0	0

Indicator Points

	OIS	OID	UOF	DPA	IAD	EEO	Civil Suits	Tort Claims	Vehicle Pursuits	On-Duty Collision	TOTAL
Q2 2023	0	0	0	1	1	0	0	0	0	1	3
Q3 2023	0	0	0	2	3	0	0	0	0	0	5

SID**Special Investigations Division**

This division is comprised of the following units that utilize special training and skills to accomplish tasks that include complex, sensitive and confidential criminal investigations: Arson, Bomb Investigations and Dignitary Protection.

EIS Alerts

	OIS	OID	3+ UOF	3+ DPA	Any 5	4+ DPA	Any 6	TOTAL
Q2 2023	0	0	0	0	0	0	0	0
Q3 2023	0	0	0	0	0	0	0	0

Indicator Points

	OIS	OID	UOF	DPA	IAD	EEO	Civil Suits	Tort Claims	Vehicle Pursuits	On-Duty Collision	TOTAL
Q2 2023	0	0	1	1	0	0	0	0	0	1	3
Q3 2023	0	0	7	0	1	0	0	0	0	0	8

STAF**Staff Services**

This Division is comprised of six units: Personnel, Payroll, Medical Liaison, Background Investigations, Police Physician and ADA Coordinator.

EIS Alerts

	OIS	OID	3+ UOF	3+ DPA	Any 5	4+ DPA	Any 6	TOTAL
Q2 2023	0	0	0	0	0	0	0	0
Q3 2023	0	0	0	0	0	0	0	0

Indicator Points

	OIS	OID	UOF	DPA	IAD	EEO	Civil Suits	Tort Claims	Vehicle Pursuits	On-Duty Collision	TOTAL
Q2 2023	0	0	0	0	0	0	0	0	0	0	0
Q3 2023	0	0	1	1	1	0	0	0	0	0	3

**SVU Special Victims Unit**

Special Victims Unit investigates the following crimes: Child Abuse, Domestic Violence, Elder Abuse, Financial Crimes, Human Trafficking, Internet Crimes Against Children, Stalking & the Sex Offender Unit.

EIS Alerts

	OIS	OID	3+ UOF	3+ DPA	Any 5	4+ DPA	Any 6	TOTAL
Q2 2023	0	0	0	0	0	0	0.33	0.33
Q3 2023	0	0	0	1	0	0.5	0	1.5

Indicator Points

	OIS	OID	UOF	DPA	IAD	EEO	Civil Suits	Tort Claims	Vehicle Pursuits	On-Duty Collision	TOTAL
Q2 2023	0	0	0	7	1	0	0	0	0	0	8
Q3 2023	0	0	0	6	2	1	0	0	0	1	10

TACT Tactical/SWAT

Tactical/SWAT is a unit made up of members who are highly trained and specialize in weapons and tactics. They are utilized during critical incidents where there is a potential of violence, assist with the execution of search and arrest warrants and other high-risk calls for service. This unit also includes our Honda (motorcycles), Explosive Ordinance Disposal, and K-9 units.

EIS Alerts

	OIS	OID	3+ UOF	3+ DPA	Any 5	4+ DPA	Any 6	TOTAL
Q2 2023	0	0	2	0	0	0	6	8
Q3 2023	0	0	9	0	1	0	3.5	13.5

Indicator Points

	OIS	OID	UOF	DPA	IAD	EEO	Civil Suits	Tort Claims	Vehicle Pursuits	On-Duty Collision	TOTAL
Q2 2023	0	0	32	3	0	0	0	0	0	1	36
Q3 2023	0	0	21	3	1	0	0	0	0	0	25

TCI Traffic Collision Investigation Unit

This unit is responsible for conducting extensive and thorough investigations of collisions resulting in a serious injury or fatality.

EIS Alerts

	OIS	OID	3+ UOF	3+ DPA	Any 5	4+ DPA	Any 6	TOTAL
Q2 2023	0	0	0	0	0	0	0	0
Q3 2023	0	0	0	0	0	0	0	0

Indicator Points

	OIS	OID	UOF	DPA	IAD	EEO	Civil Suits	Tort Claims	Vehicle Pursuits	On-Duty Collision	TOTAL
Q2 2023	0	0	0	0	0	0	0	0	0	0	0
Q3 2023	0	0	0	0	1	0	0	0	0	0	1

**UNKNOWN****Unknown**

Incident dates are unknown or predate a member's employment with SFPD when an incident occurs. The unknown incident dates may be caused by a clerical error or the data was simply not collected.

EIS Alerts

	OIS	OID	3+ UOF	3+ DPA	Any 5	4+ DPA	Any 6	TOTAL
Q2 2023	0	0	0	0	0	0	0.5	0.5
Q3 2023	0	0	0	0	0	0	1	1

Indicator Points

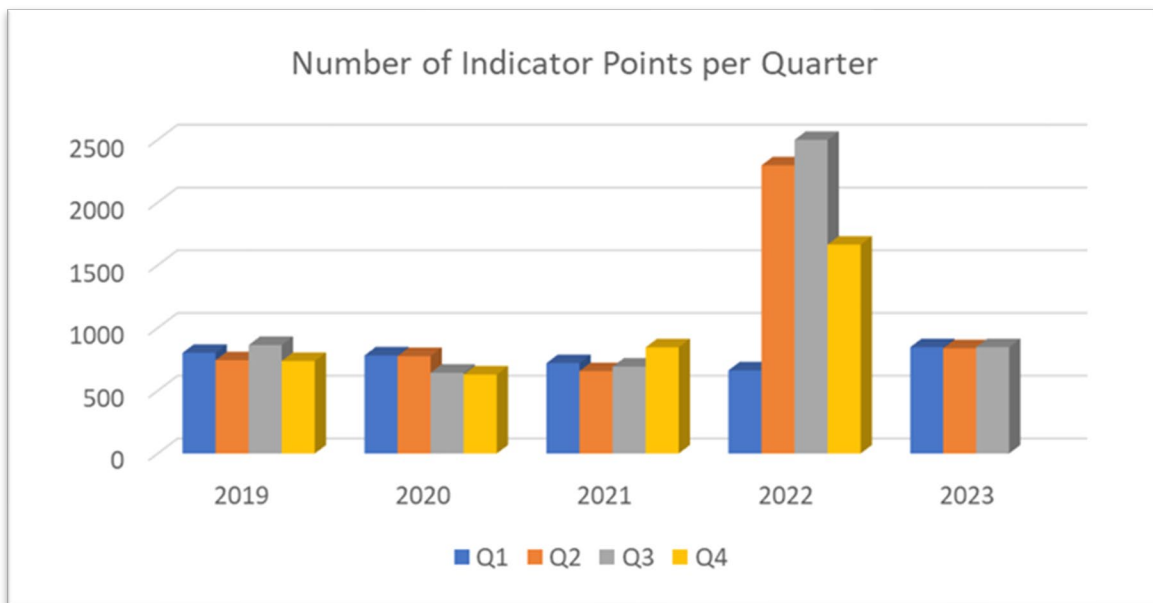
	OIS	OID	UOF	DPA	IAD	EEO	Civil Suits	Tort Claims	Vehicle Pursuits	On-Duty Collision	TOTAL
Q2 2023	0	0	0	1	2	0	0	0	0	0	3
Q3 2023	0	0	0	2	0	0	0	0	0	0	2



Comprehensive Data

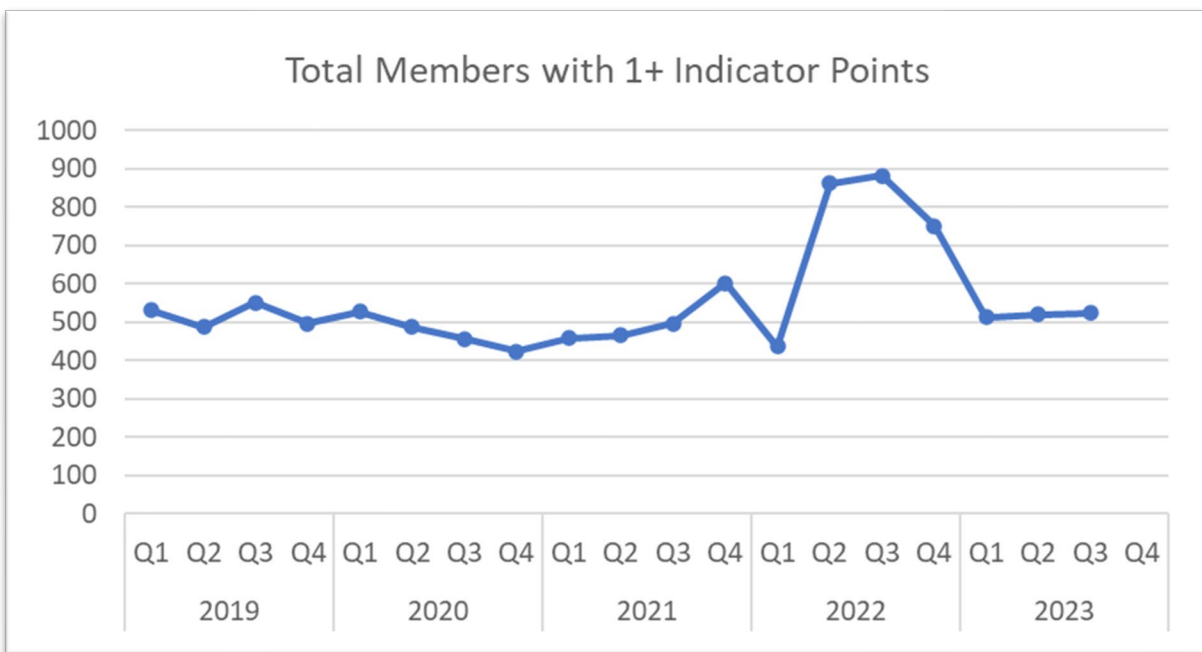
Number of Indicator Points per Quarter					
Year	Q1	Q2	Q3	Q4	Total
2019	802	743	864	737	3,146
2020	781	776	643	629	2,829
2021	720	656	692	846	2,914
2022	662	2,296	2,499	1,664	7,121
2023	847	839	847		2,533

Number of Active Sworn Members		
Year	Quarter	Sworn Members
2019	1	2,318
	2	2,287
	3	2,282
	4	2,284
2020	1	2,296
	2	2,269
	3	2,250
	4	2,233
2021	1	2,211
	2	2,180
	3	2,119
	4	2,104
2022	1	2,047
	2	1,987
	3	1,959
	4	1,942
2023	1	1,909
	2	1,906
	3	1,880





Indicator Points per Member												
Year	Quarter	0	1	2	3	4	5	6	7	8	9+	Total Members with 1+ Indicator Points
2019	1	1787	358	106	51	9	3	1	2	1	0	531
	2	1799	321	112	31	20	3	0	1	0	0	488
	3	1731	362	113	47	19	7	3	0	0	0	551
	4	1788	336	104	37	12	5	2	0	0	0	496
2020	1	1768	367	105	37	12	3	0	3	0	1	528
	2	1781	323	107	29	18	5	2	1	0	3	488
	3	1793	344	75	26	6	2	3	0	0	1	457
	4	1810	297	84	26	9	4	2	0	0	1	423
2021	1	1752	301	104	37	13	1	2	0	1	0	459
	2	1714	342	84	28	9	1	2	0	0	0	466
	3	1623	367	81	32	13	3	0	0	0	0	496
	4	1502	446	105	29	14	4	3	0	0	1	602
2022	1	1610	301	80	38	11	3	2	0	2	0	437
	2	1126	338	173	136	83	37	39	23	14	18	861
	3	1078	327	176	133	88	51	44	17	19	26	881
	4	1185	323	191	109	61	37	17	5	4	3	750
2023	1	1396	316	116	49	19	8	1	3	1	0	513
	2	1386	332	113	46	17	5	4	1	1	1	520
	3	1356	333	112	48	17	11	2	0	0	1	524
	4											

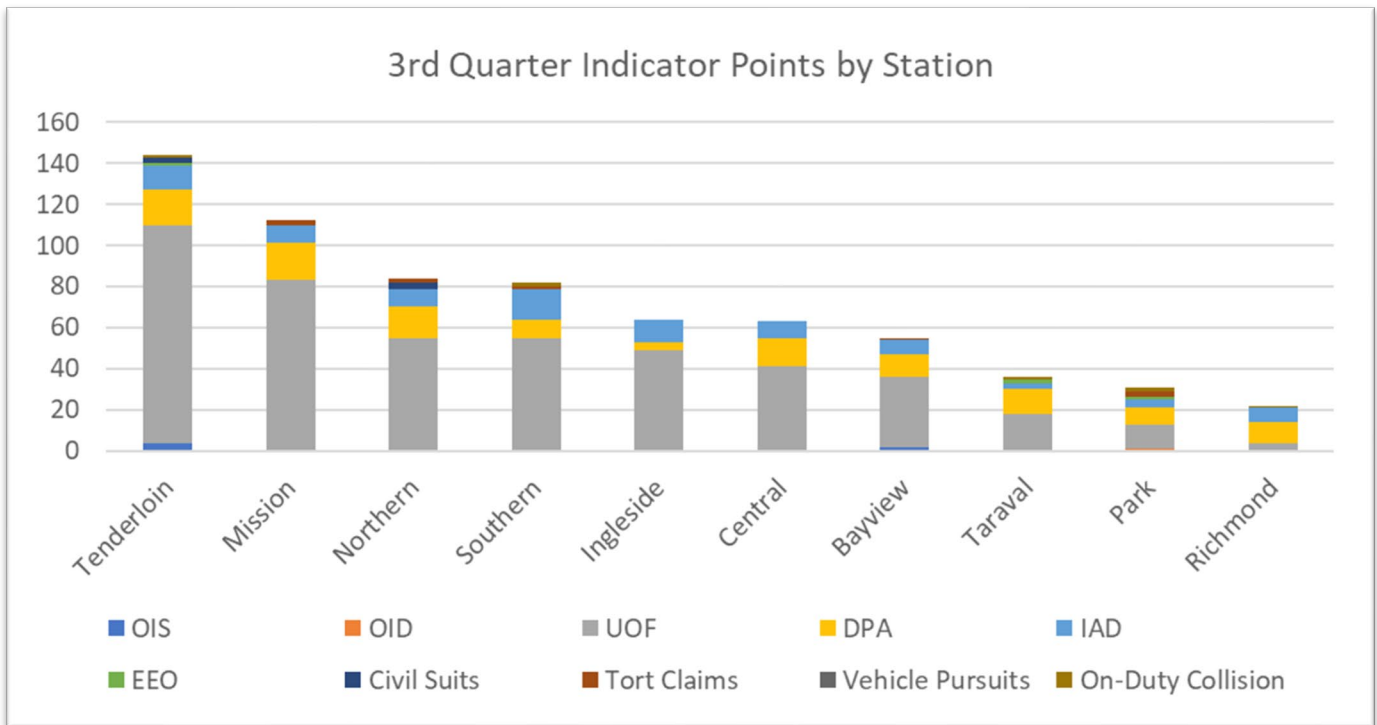




3rd Quarter 2023 Indicator Points by Station

	OIS	OID	UOF	DPA	IAD	EEO	Civil Suits	Tort Claims	Vehicle Pursuits	On-Duty Collision	Total
Tenderloin	4	0	106	17	12	1	3	0	0	1	144
Mission	0	0	83	18	9	0	0	2	0	0	112
Northern	0	0	55	15	9	0	3	2	0	0	84
Southern	0	0	55	9	15	0	0	1	0	2	82
Ingleside	0	0	49	4	11	0	0	0	0	0	64
Central	0	0	41	14	8	0	0	0	0	0	63
Bayview	2	0	34	11	7	0	0	1	0	0	55
Taraval	0	0	18	12	3	2	0	0	0	1	36
Park	0	1	12	8	4	1	0	3	0	2	31
Richmond	0	0	4	10	7	0	0	0	0	1	22
Total	6	1	457	118	85	4	6	9	0	7	693

3rd Quarter Indicator Points by Station





3rd Quarter 2023 Indicator Points by Unit

	OIS	OID	UOF	DPA	IAD	EEO	Civil Suits	Tort Claims	Vehicle Pursuits	On-Duty Collision	Total
TACT	0	0	21	3	1	0	0	0	0	0	25
AFOB	0	0	17	3	1	0	0	0	0	0	21
FOB	0	0	5	2	4	0	0	0	0	1	12
SVU	0	0	0	6	2	1	0	0	0	1	10
CGIC	0	0	6	4	0	0	0	0	0	0	10
SID	0	0	7	0	1	0	0	0	0	0	8
CED	0	0	0	0	4	2	0	0	0	0	6
MTA	0	0	0	4	2	0	0	0	0	0	6
CVRT	0	0	1	3	1	0	0	0	0	1	6
ROBB	0	0	0	2	3	0	0	0	0	0	5
AIRP	0	0	1	2	2	0	0	0	0	0	5
BURG	0	0	1	3	1	0	0	0	0	0	5
NIGH	0	0	4	0	0	0	0	0	0	0	4
STAF	0	0	1	1	1	0	0	0	0	0	3
ACAD	0	0	1	1	1	0	0	0	0	0	3
DOC	0	0	0	0	2	0	0	0	0	0	2
GENE	0	0	0	2	0	0	0	0	0	0	2
SOB	0	0	0	0	2	0	0	0	0	0	2
RISK	0	0	1	0	1	0	0	0	0	0	2
CIS	0	0	0	0	1	0	0	0	0	1	2
MEDI	0	0	0	1	1	0	0	0	0	0	2
UNKNOWN	0	0	0	2	0	0	0	0	0	0	2
CHIE	0	0		1	1	0	0	0	0	0	2
HSU	0	0	2	0	0	0	0	0	0	0	2
IAD	0	0	0	2	0	0	0	0	0	0	2
PROP	0	0	0	0	1	0	0	0	0	0	1
CIU	0	0	0	1	0	0	0	0	0	0	1
CSI	0	0	0	0	0	0	0	0	0	1	1
INVE	0	0	0	1	0	0	0	0	0	0	1
TCI	0	0	0	0	1	0	0	0	0	0	1
Total	0	0	68	44	34	3	0	0	0	5	154