



EARLY INTERVENTION SYSTEM

1st Quarter 2023

San Francisco Police Department

1245 3rd Street

San Francisco, Ca 94158

www.sanfranciscopolice.org





Preface

The San Francisco Police Department's Early Intervention System (EIS) is a structured system that identifies patterns of potential at-risk behaviors of individual SFPD members. An EIS alert is generated when a member reaches a specific number of Performance Indicator Points in a predefined time period. The alert generated by the EIS Unit should not be misconstrued as misconduct, but rather an indication of a potential pattern of behavior. The intent of the system is to provide **non-disciplinary intervention** to assist our members in their professional development in order to provide the highest level of service and satisfaction to the public. (Outlined in DGO 3.19.)

It is the policy of the Department to provide for the protection and confidentiality of the EIS records maintained by the Department that are peace officer personnel records under 832.7 PC.

This report is produced on a quarterly basis by the EIS Unit and presented to the Police Commission by the Assistant to the Chief of Staff. The report contains data regarding current EIS alerts and historical data for comparison.

While an officer's Use of Force (UOF) is one of several performance Indicator Points utilized by EIS, the EIS Quarterly Report is not a review of UOF, nor does it purport to be. UOF is reviewed in the 96A report, which is reported separately to the Police Commission. The data contained in the report has not undergone statistical analysis and is presented prima facie, without conclusions. However, any follow up made by supervisors or through intervention is meant to ensure members comply with department policy and is intended to break a pattern of behavior. Additional data (e.g., number of calls for service, district demographics, etc.) is presented to provide context for the report, and no correlations between the data and the EIS alert are explicitly made or should be inferred.



Table of Contents

EIS Alert & The Review Process by The EIS Unit	4
Indicator Points	5
Executive Summary	6
1st Quarter 2023 EIS Alerts	7
Interventions/Engagements Outside EIS	10
Central Station	11
Southern Station	12
Bayview Station	13
Mission Station	14
Northern Station	15
Park Station	16
Richmond Station	17
Ingleside Station	18
Taraval Station	19
Tenderloin Station	20
Airport Bureau	21
Specialized Units	23
Comprehensive Data	31



EIS Alert

An **EIS Alert** is generated when a member reaches a specific number of Performance Indicator Points in a predefined time period. The Administrative Investigations Management (AIM) application generates alerts each month. After the alerts are reviewed by analysts for errors and duplicate incidents, the validated alerts are then forwarded to the EIS Sergeant every other month for review.

Within a 3-Month Period	<ul style="list-style-type: none"> • 3 or more documented Use of Force incidents
Within a 6-Month Period	<ul style="list-style-type: none"> • 5 or more Indicator Points • 3 or more Department of Police Accountability (DPA) complaints
Within a 1-Year Period	<ul style="list-style-type: none"> • 6 or more Indicator Points • 4 or more Department of Police Accountability (DPA) complaints
Automatic Alert	<ul style="list-style-type: none"> • A principal in an Officer-Involved Shooting (OIS) or Officer-Involved Discharge (OID)

Review Process by EIS Unit

Step	Process
Step 1	Alerts are generated every month and then sent out to stations and units every two months. At the end of each two-month period, alerts are verified by analysts and then forwarded to the EIS Sergeant for review. If an officer has alerts for both months in this period, the most recent alert is forwarded to the EIS Sergeant.
Step 2	<p>The EIS Sergeant reviews each alert to determine if it should be closed administratively. The EIS Sergeant will review incident reports, Use of Force evaluations and Body-Worn Camera (BWC) footage for Use of Force Indicator Points. The EIS Sergeant also reviews documentation related to other indicator points (e.g. DPA complaints, Tort Claims). The EIS Sergeant examines the alert for patterns of at-risk behavior. (Examples of at-risk behavior include, but are not limited to: excessive force without attempts of de-escalation; unprofessional language; racial profiling, etc.)</p> <p>The EIS Sergeant may move to close the alert administratively if the following criteria exists: a recent EIS Alert evaluation has been already completed, there was no pattern of at-risk behavior observed, and there were minimal Indicator Points since the last EIS Alert evaluation.</p>
Step 3	If the EIS Sergeant supports closing an alert administratively, it will be forwarded to the Officer-in-Charge (OIC) of the Legal Division. The OIC of the Legal Division will make the final determination for administratively closing an alert.
Step 4	If there is no cause to administratively close an alert, the alert, along with documentation related to the indicator points (e.g. DPA complaints, tort claims, civil suits, etc.) will be sent to the officer's supervisor for review. The officer's supervisor will conduct a Performance Review to determine if the alert indicates at-risk behavior.
Step 5	The completed Performance Review is forwarded to the EIS Unit for review. If the Performance Review determined that the alert did not show a pattern of at-risk behavior, and the EIS Sergeant concurs, the alert is forwarded to the OIC of the Legal Division for final determination to close the alert. If the Performance Review determined a pattern of at-risk behavior did exist, the EIS Sergeant would assist the supervisor in determining the next course of action. In the event the EIS Sergeant does not agree with the supervisor's conclusion, the EIS Sergeant would confer with the OIC of the Legal Division for additional review and action.
Step 6	If an intervention is deemed necessary, the EIS Sergeant will assist the officer's supervisor with creating an intervention plan for the officer. After the intervention is initiated, the EIS Sergeant will follow up with the supervisor at 90 days, 180 days and the 1-year mark.
Step 7	At the 1-year mark, the officer's supervisor will conduct a final Performance Review and decide if the officer completed the intervention satisfactorily. If so, the alert will be sent to the OIC of the Legal Division to determine if the alert will be closed. If the officer's supervisor determines the officer's performance was less than satisfactory in their intervention, the EIS Unit would confer with the supervisor to develop another intervention plan until the officer completes the intervention satisfactorily.



Indicator Points

Indicator Points¹ are factors tracked in EIS that are given a numerical value to allow for scoring. Each Indicator Point is one point.

Abbrev	Indicator	Description
UOF	Use of Force	Any application of a reportable Use of Force is counted as one Indicator Point. Applications of different types of force by the same officer during the same incident will only have a single Indicator Point assigned.
DPA	Department of Police Accountability	The mission of the Department of Police Accountability is to investigate complaints promptly, fairly and impartially against San Francisco police officers. An individual complaint received by DPA is assigned as one Indicator Point.
CS	Civil Lawsuit	If a member is named in a civil lawsuit filed against the City & County of San Francisco, one Indicator Point is assigned.
OIS	Officer-Involved Shooting	An officer's intentional discharge of a firearm to stop a threat — whether or not physical injury or death results — shall be investigated as an Officer-involved Shooting. A negligent discharge that results in the injury or the death of a person shall also be investigated as an officer-involved Shooting. Members involved in an OIS are automatically placed on an EIS Alert.
OID	Officer-Involved Discharge	The discharge of a firearm intended to kill an animal posing an imminent threat or an officer's unintended discharge of a firearm that does not cause injury or death to a person also falls into the classification of officer-involved discharge. Members involved in an OID are automatically placed on an EIS Alert.
ODC	On Duty Collision	If a member is involved in a vehicle collision on duty while operating a department vehicle or operating a privately owned vehicle that has been authorized for official use, the incident will be assigned one Indicator Point.
EEO	Equal Employment Opportunity	Any complaints or violations of department policy under General Order 11.07 (Discrimination and Harassment) are investigated by the EEO Unit. Each complaint received is assigned one Indicator Point.
IAD	Internal Affairs Division	If an officer is a named member in an IAD investigation, the event is assigned one Indicator Point.
TC	Tort Claim	A tort claim is a case filed with the City & County of San Francisco claiming a wrongful act by a city employee which resulted in an injury to another person or person's property. If a member is named in a tort claim, the incident is assigned one Indicator Point.
VP	Vehicle Pursuit	If an officer is the operator of a vehicle involved in a vehicle pursuit, one Indicator Point is assigned.

¹ If a member is involved in an incident where multiple points could be accrued, only one-point value will be counted. Numerical points begin from the date of the most recent indicator entry; time is calculated on a rolling basis.



Executive Summary

1. EIS Indicator Points

- a. 1st Quarter 2022: 447
- b. 1st Quarter 2023: 544

An increase of 21.7%.

2. EIS Alerts

- a. 1st Quarter 2022: 89
- b. 1st Quarter 2023: 301

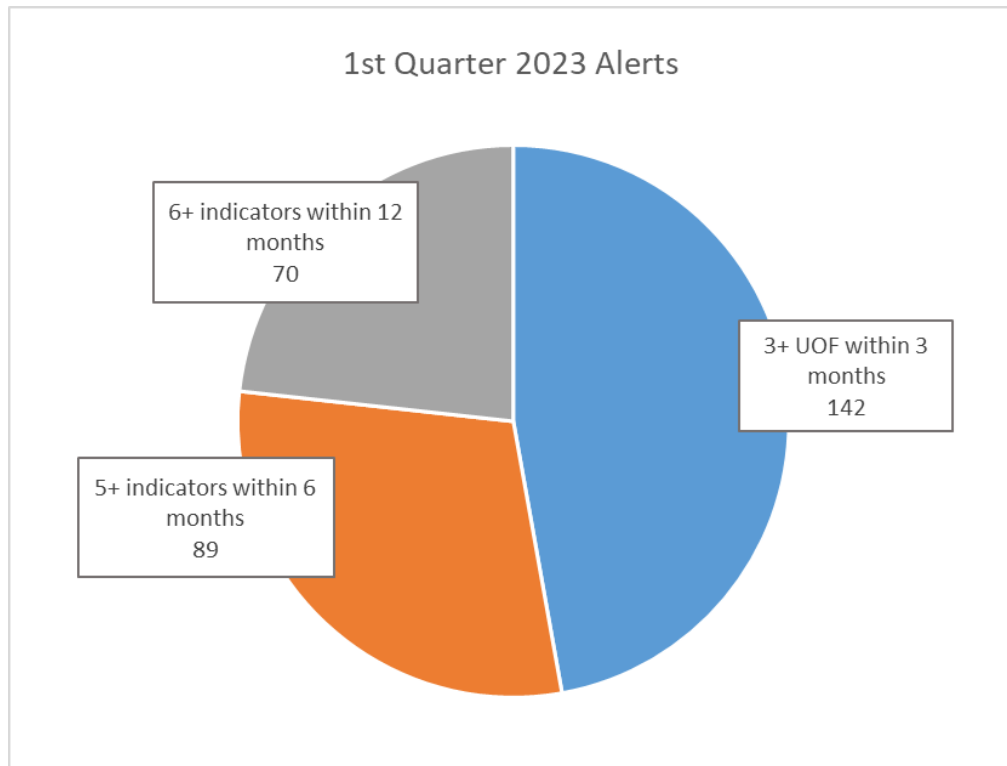
An increase of 238.2%.

- 3. In the 1st Quarter of 2023, 227 officers generated 301 alerts.
- 4. There were 1909 active sworn officers in the 1st Quarter of 2023; therefore, 12% of active sworn officers generated alerts.
- 5. This is an overall reduction of the number of members generating alerts from the 4th Quarter of 2022.
- 6. Data from the previous quarter has been updated and may not be the same as listed in the previous quarter's report.



1st Quarter 2023 Alerts

1 st Quarter 2023 Alerts	
OIS	0
OID	0
3+ UOF within 3 months	142
3+ DPA within 6 months	0
5+ indicators within 6 months	89
4+ DPA within 12 months	0
6+ indicators within 12 months	70
Total	301



227 members (11.8% of active sworn officers) generated at least one alert in Q1 2023.

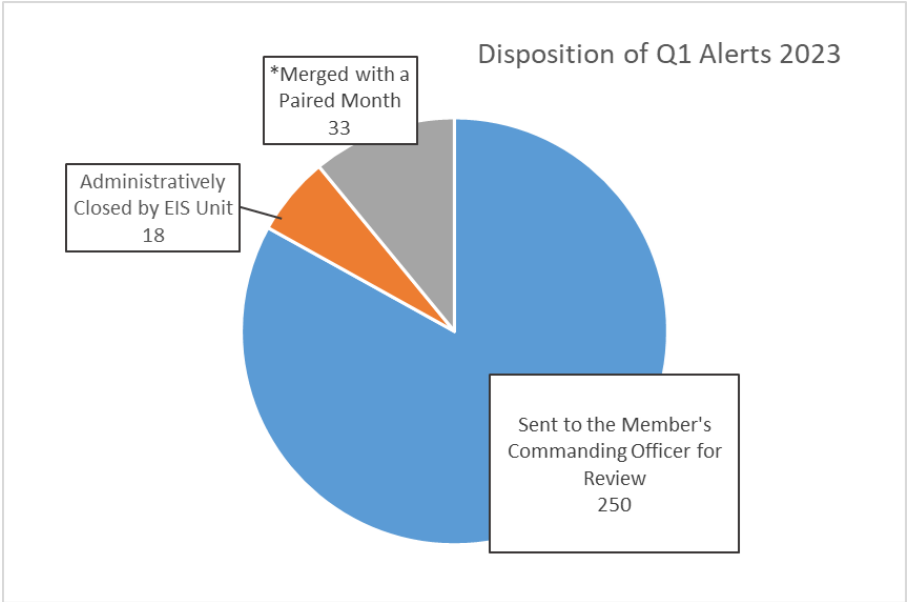
Members Receiving Alerts		
164 Members	1 Alert	164 x 1 = 164 Alerts
52 Members	2 Alerts	52 x 2 = 104 Alerts
11 Members	3 Alerts	11 x 3 = 33 Alerts
227 Members	At Least 1 Alert	301 Alerts



1st Quarter 2023 Alerts

Disposition of 1 st Quarter Alerts:	
250	Sent to the member's Commanding Officer for review
18	Administratively closed by EIS
33	*Merged with a paired month

*Alerts are generated every month and sent to out to stations during the following months: February, April, June, August, October, December. Only the most recent alert is sent to the officer's unit. Please note that the EIS Unit records all generated alerts for data-tracking purposes. (e.g. Officer Smith generated an alert in January and February. February's alert would be sent to the officer's Captain or Sergeant, but February's alert would still include all the Indicator Points that triggered January's alert.)



Criteria of Administrative Closures:

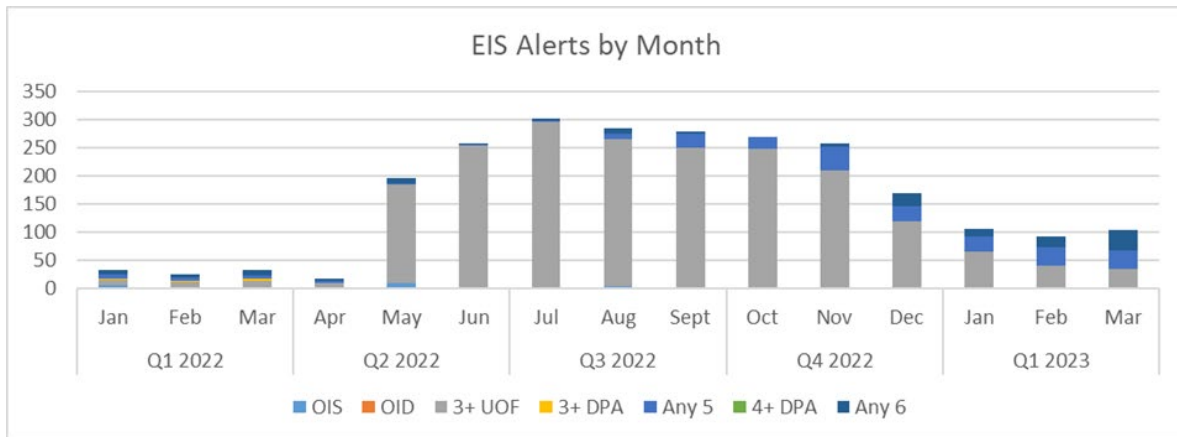
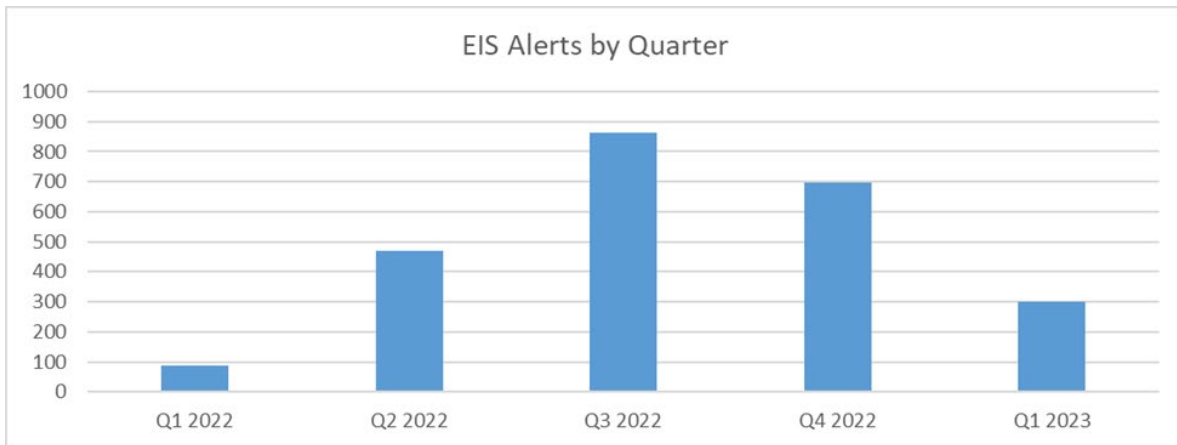
Administrative Closures are recommended by the EIS Sergeant and approved by the OIC of the Legal Division.

- 1. A member received a recent EIS Alert Evaluation**
(e.g. Nearly all the indicator points that triggered a member's alert have been evaluated by a supervisor in a recent alert.)
- 2. No pattern observed.**
(e.g. A review of the indicator points of a member's alert shows no pattern of at-risk behavior.)
- 3. Minimal Indicator Points since last evaluation**
(e.g. A member generated one Use of Force indicator point of "Pointing of a Firearm" or one Tort Claim since their last EIS alert, and the new indicator points do not show a pattern of at-risk behavior.)



EIS Alerts by Quarter										
		OIS	OID	3+ UOF	3+ DPA	Any 5	4+ DPA	Any 6	Monthly Total	Quarterly Total
Q1 2022	Jan	6	0	10	1	8	0	8	33	89
	Feb	0	0	12	1	7	0	4	24	
	Mar	0	1	13	4	5	0	9	32	
Q2 2022	Apr	1	0	9	0	3	0	5	18	471
	May	9	0	175	0	3	0	9	196	
	Jun	0	0	254	0	1	0	2	257	
Q3 2022	Jul	0	0	295	0	2	0	4	301	864
	Aug	4	0	260	0	10	0	10	284	
	Sept	0	0	249	0	25	0	5	279	
Q4 2022	Oct	0	0	247	0	21	0	0	268	695
	Nov	0	0	210	0	41	0	7	258	
	Dec	0	0	118	0	28	0	23	169	
Q1 2023	Jan	0	0	66	0	26	0	14	106	301
	Feb	0	0	41	0	31	0	20	92	
	Mar	0	0	35	0	32	0	36	103	

There was a 56.7% decrease in number of alerts generated from Q4 2022 to Q1 2023.





Interventions

Interventions are initiated after a member's supervisor and the EIS Unit agree that action needs to be taken with a member to prevent further at-risk behavior that may lead to negative outcomes.

Active Interventions		Closed Interventions
1		0
Types of Interventions		
Counseling by an Immediate Supervisor	<ul style="list-style-type: none"> • Creating a physical and/or electronic calendar to improve time management • Scheduling in-service training offered by the Academy or outside agency • Reviewing DGOs and Department Bulletins with member 	
Training	<ul style="list-style-type: none"> • POST Learning Portal Class on Tactical Communication • Supervisor responds and monitors member on calls for service • One-on-one session with Defense Tactics Instructors at the Academy • One-on-one session with Academy instructors regarding de-escalation techniques 	
Peer Officer Support Program	<ul style="list-style-type: none"> • Supervisory or self-initiated referrals to Employee Assistance Program (EAP) or Behavioral Science Unit (BSU) 	
Reassignment	<ul style="list-style-type: none"> • Reassignment to another station or unit will be used only when absolutely necessary for the welfare of the member and the Department 	

Engagements Outside EIS

1 st Quarter 2023	
	Total
Informal Counseling	125
Formal Counseling	1
Performance Improvement Plans	0

Supervisors routinely provide officers with counseling to educate and foster open lines of communication. Informal counseling can consist of constructive critiques provided to officers by their supervisors in an informal setting that may occur throughout an officer's tour of duty. Formal counseling is a process in which a supervisor meets with a member in a non-punitive setting to discuss the member's performance and the supervisor documents the counseling session in some form (e.g. memo). A Performance Improvement Plan (PIP) is a formal, written plan handled at the station-level, specifically tailored for a member that clearly defines the supervisor's expectations and strategies to assist the member.

Formal tracking of **Engagements Outside EIS** was not uniformly reported or documented until the beginning of 2019. Commanding Officers are required to submit a monthly report to the EIS Unit documenting the number of officers formally and informally counseled, as well as how many were placed on a Performance Improvement Plan during the month. Department General Order 1.04 states *"Sergeants shall train and lead subordinates in the performance of their duties and set an example of efficiency and deportment."* The increased number of formal and informal counseling is an indication of sergeants being proactive in their duties as a supervisor.



Central Station

Part 1 Violent Crimes & Part 1 Property Crimes Trailing 12 Mo (Apr 2022 – Mar 2023)

Part 1 Violent Crimes	578
Part 1 Property Crimes	9,803
TOTAL	10,381

Citywide Calls for Service (Apr 2022 – Mar 2023)

Calls for Service	14.4%
-------------------	-------

EIS Alerts

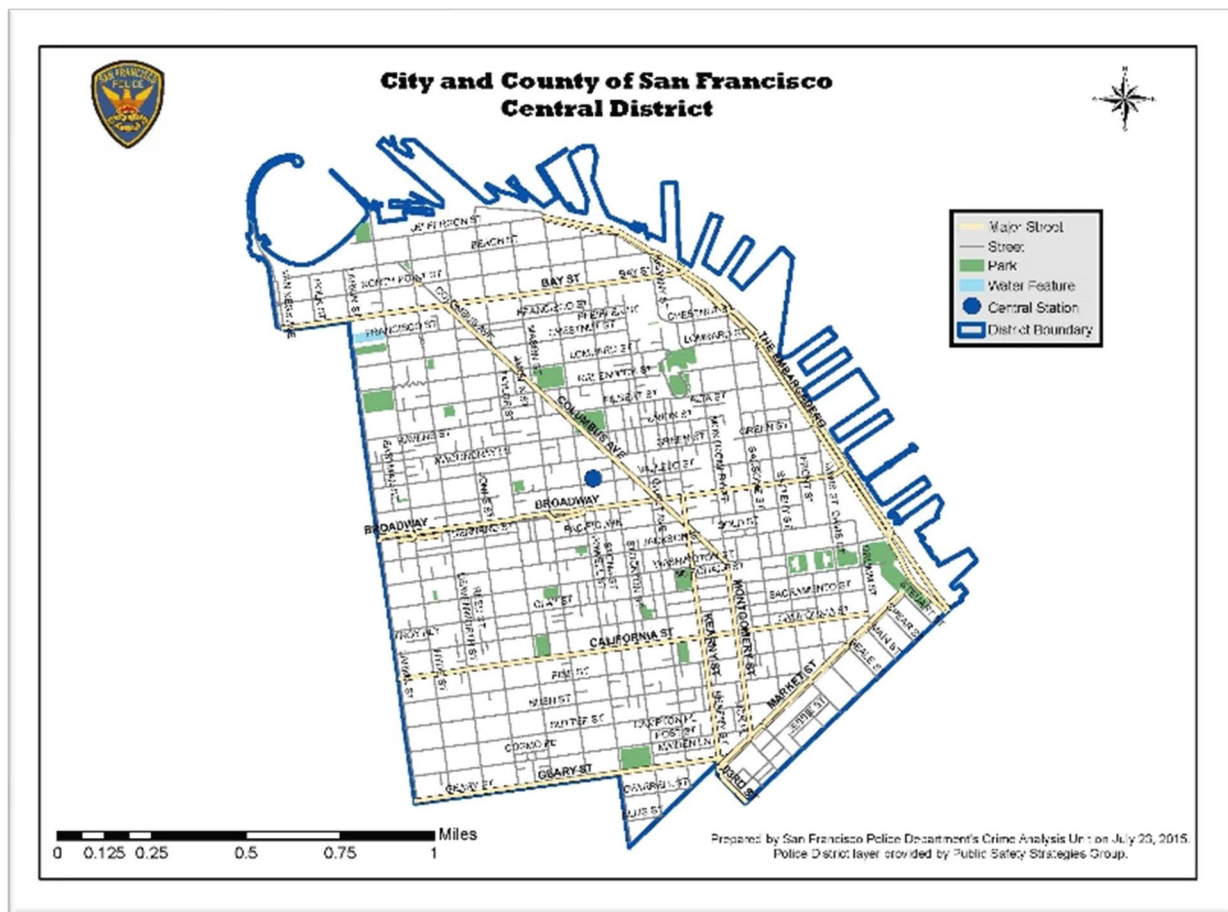
	OIS	OID	3+ UOF	3+ DPA	Any 5	4+ DPA	Any 6	TOTAL
Q4 2022	0	0	86.5	0	13.5	0	1	101
Q1 2023	0	0	10	0	11.5	0	5.5	27



Acting Captain Doug Farmer

Indicator Points

	OIS	OID	UOF	DPA	IAD	EEO	Civil Suits	Tort Claims	Vehicle Pursuits	On Duty Collision	TOTAL
Q4 2022	0	0	165	0	1	0	2	3	0	0	171
Q1 2023	0	0	33	0	2	0	0	0	0	0	35





Southern Station

Part 1 Violent Crimes & Part 1 Property Crimes Trailing 12 Mo (Apr 2022 – Mar 2023)

Part 1 Violent Crimes	672
Part 1 Property Crimes	4,525
TOTAL	5,197

Citywide Calls for Service (Apr 2022 – Mar 2023)

Calls for Service	10.3%
-------------------	-------

EIS Alerts

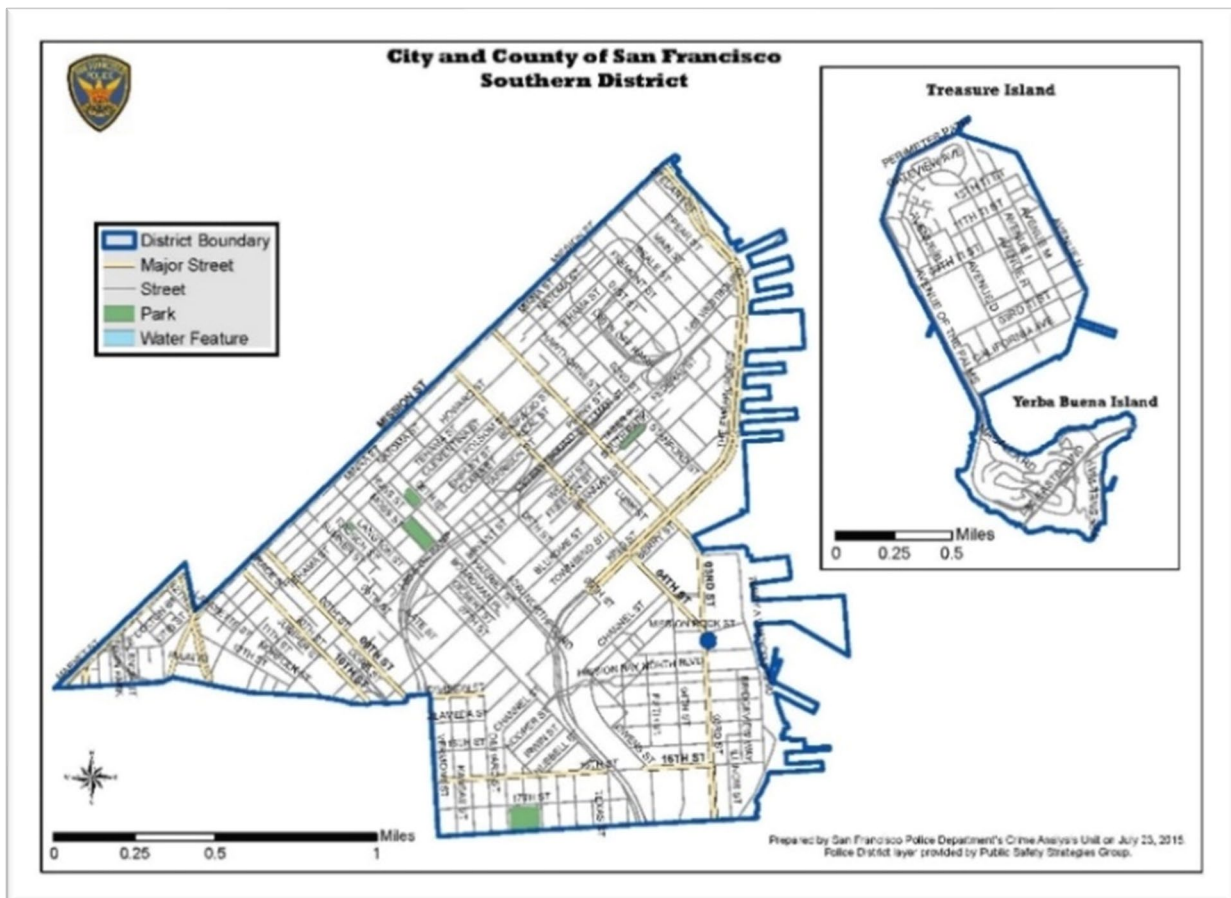
	OIS	OID	3+ UOF	3+ DPA	Any 5	4+ DPA	Any 6	TOTAL
Q4 2022	0	0	62.5	0	5	0	7.33	74.83
Q1 2023	0	0	28.5	0	10.5	0	8.5	47.5



Captain Luke Martin

Indicator Points

	OIS	OID	UOF	DPA	IAD	EEO	Civil Suits	Tort Claims	Vehicle Pursuits	On Duty Collision	TOTAL
Q4 2022	0	0	138	0	1	0	0	2	0	1	142
Q1 2023	0	0	64	0	9	0	0	1	0	0	74





Bayview Station

Part 1 Violent Crimes & Part 1 Property Crimes Trailing 12 Mo (Apr 2022 – Mar 2023)

Part 1 Violent Crimes	649
Part 1 Property Crimes	3,294
TOTAL	3,943

Citywide Calls for Service (Apr 2022 – Mar 2023)

Calls for Service	10.4%
-------------------	-------

EIS Alerts

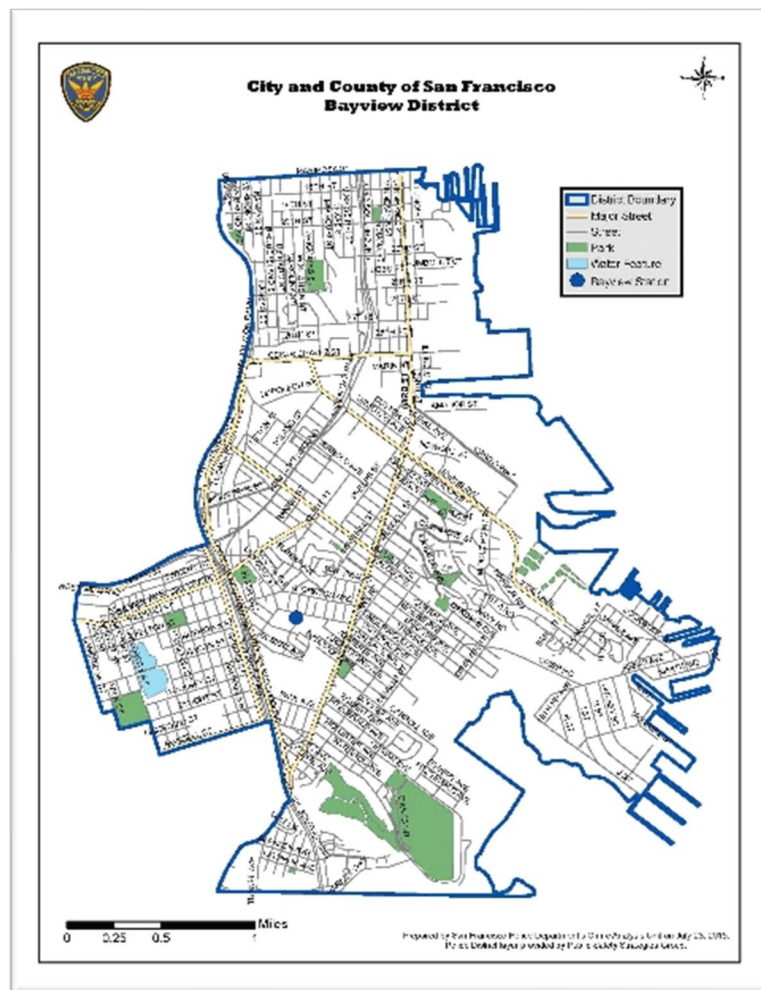
	OIS	OID	3+ UOF	3+ DPA	Any 5	4+ DPA	Any 6	TOTAL
Q4 2022	0	0	53	0	8	0	3	64
Q1 2023	0	0	17.5	0	7	0	5	29.5



Captain Dave Maron

Indicator Points

	OIS	OID	UOF	DPA	IAD	EEO	Civil Suits	Tort Claims	Vehicle Pursuits	On Duty Collision	TOTAL
Q4 2022	0	0	125	0	1	0	0	2	0	0	128
Q1 2023	0	0	54	0	5	0	0	1	0	0	60





Mission Station

Part 1 Violent Crimes & Part 1 Property Crimes Trailing 12 Mo (Apr 2022 – Mar 2023)

Part 1 Violent Crimes	649
Part 1 Property Crimes	3,294
TOTAL	3,943

Citywide Calls for Service (Apr 2022 – Mar 2023)

Calls for Service	13.4%
-------------------	-------

EIS Alerts

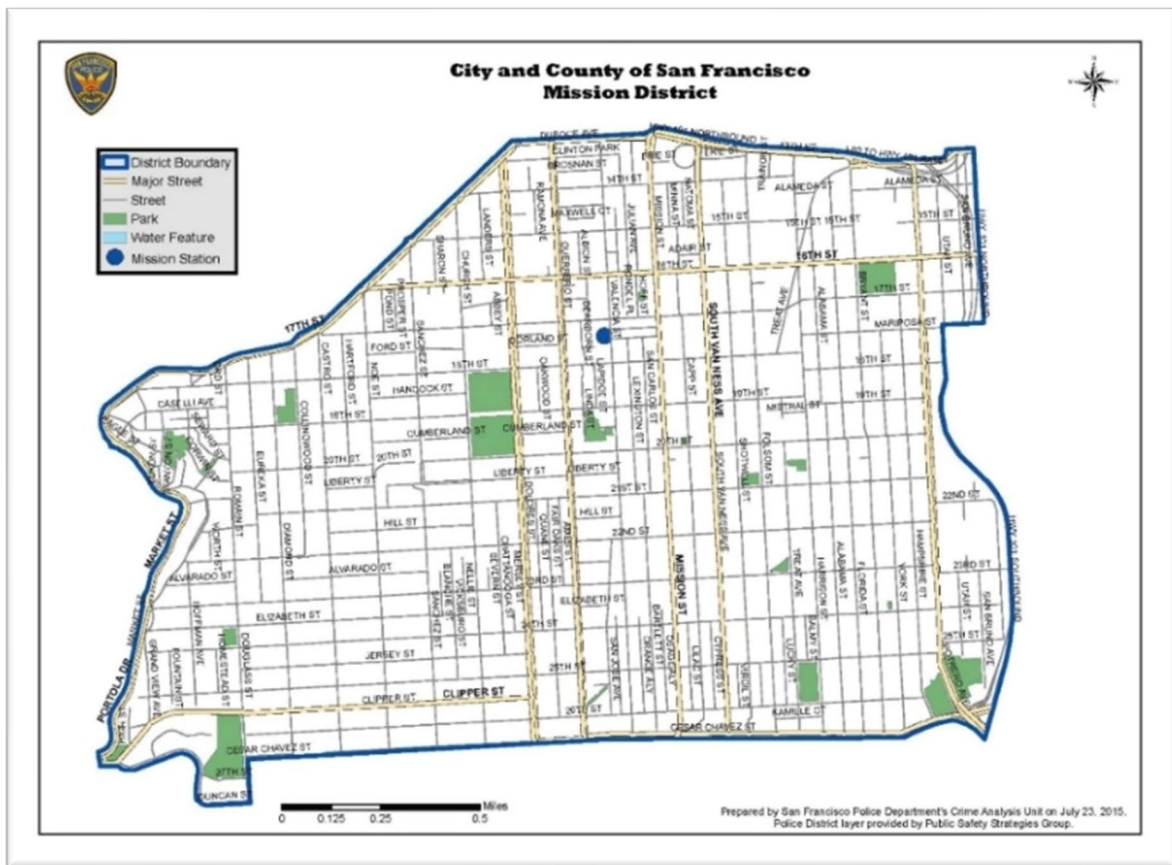
	OIS	OID	3+ UOF	3+ DPA	Any 5	4+ DPA	Any 6	TOTAL
Q4 2022	0	0	91	0	14.5	0	5	110.5
Q1 2023	0	0	21.5	0	27	0	7	55.5



Captain Thomas Harvey

Indicator Points

	OIS	OID	UOF	DPA	IAD	EEO	Civil Suits	Tort Claims	Vehicle Pursuits	On Duty Collision	TOTAL
Q4 2022	0	0	192	0	1	0	0	0	0	1	194
Q1 2023	0	0	87	0	1	0	0	2	0	0	90





Northern Station

Part 1 Violent Crimes & Part 1 Property Crimes Trailing 12 Mo (Apr 2022 – Mar 2023)

Part 1 Violent Crimes	619
Part 1 Property Crimes	6,945
TOTAL	7,564

Citywide Calls for Service (Apr 2022 – Mar 2023)

Calls for Service	11.6%
-------------------	-------

EIS Alerts

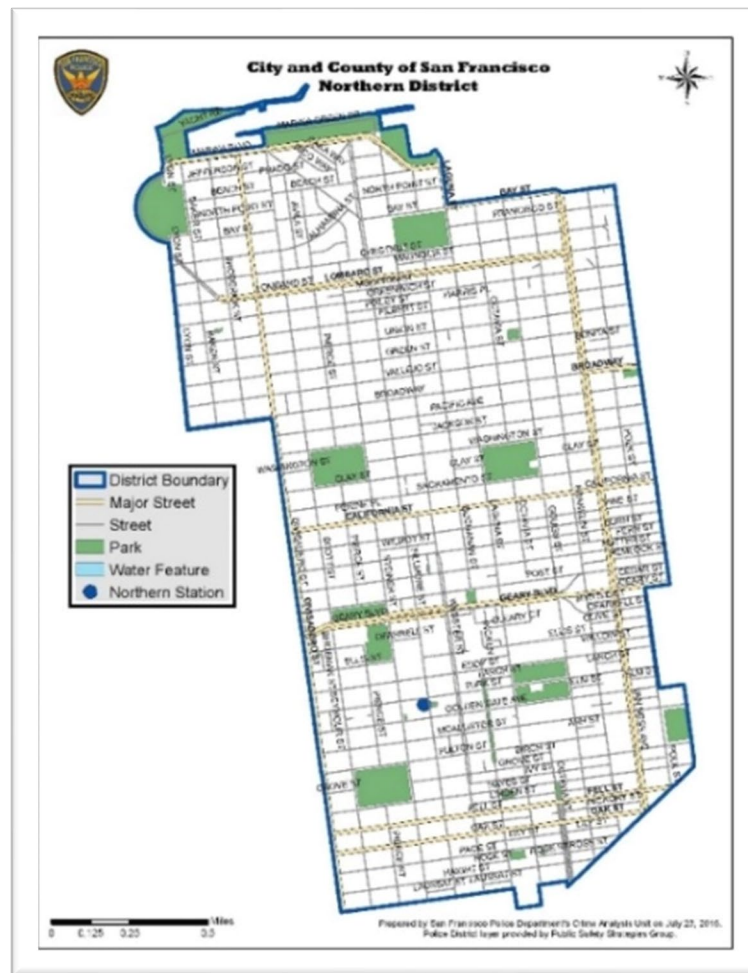
	OIS	OID	3+ UOF	3+ DPA	Any 5	4+ DPA	Any 6	TOTAL
Q4 2022	0	0	43	0	7.5	0	2.83	53.33
Q1 2023	0	0	4	0	5	0	8	17



Captain Derrick Jackson

Indicator Points

	OIS	OID	UOF	DPA	IAD	EEO	Civil Suits	Tort Claims	Vehicle Pursuits	On Duty Collision	TOTAL
Q4 2022	0	0	108	0	5	0	1	4	0	1	119
Q1 2023	0	0	35	0	3	0	0	0	0	0	38





Park Station

Part 1 Violent Crimes & Part 1 Property Crimes Trailing 12 Mo (Apr 2022 – Mar 2023)

Part 1 Violent Crimes	135
Part 1 Property Crimes	2,441
TOTAL	2,576

Citywide Calls for Service (Apr 2022 – Mar 2023)

Calls for Service	4.2%
-------------------	------

EIS Alerts

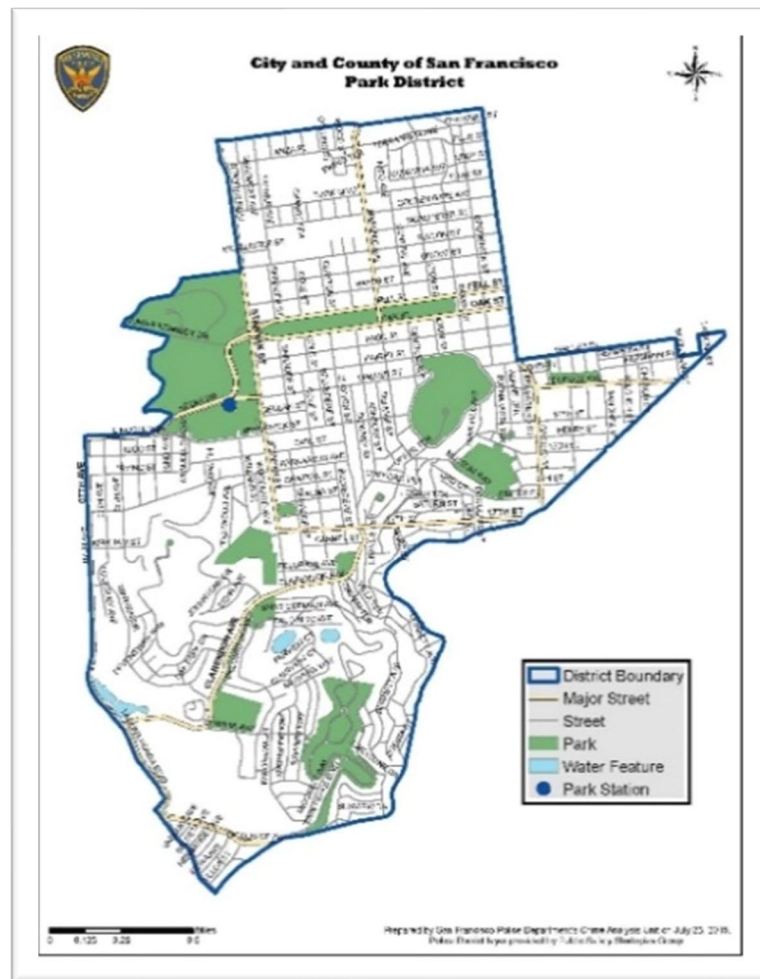
	OIS	OID	3+ UOF	3+ DPA	Any 5	4+ DPA	Any 6	TOTAL
Q4 2022	0	0	4.5	0	2.5	0	0	7
Q1 2023	0	0	0.5	0	0.5	0	2	3



Captain Jack Hart

Indicator Points

	OIS	OID	UOF	DPA	IAD	EEO	Civil Suits	Tort Claims	Vehicle Pursuits	On Duty Collision	TOTAL
Q4 2022	0	0	23	0	4	0	0	2	0	0	29
Q1 2023	0	0	10	0	1	0	0	0	0	0	11





Richmond Station

Part 1 Violent Crimes & Part 1 Property Crimes Trailing 12 Mo (Apr 2022 – Mar 2023)

Part 1 Violent Crimes	199
Part 1 Property Crimes	4,066
TOTAL	4,265

Citywide Calls for Service (Apr 2022 – Mar 2023)

Calls for Service	6.0%
-------------------	------



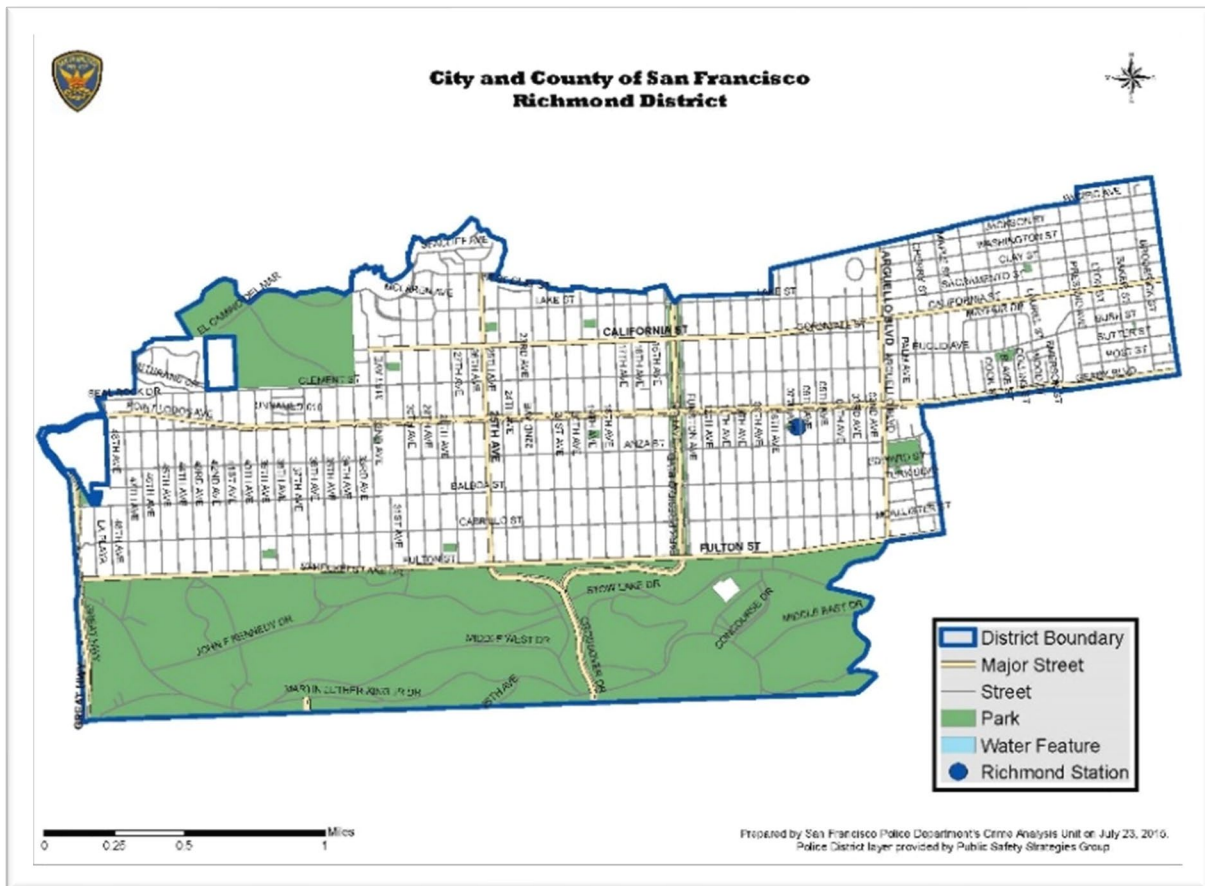
Captain Chris Canning

EIS Alerts

	OIS	OID	3+ UOF	3+ DPA	Any 5	4+ DPA	Any 6	TOTAL
Q4 2022	0	0	21	0	2	0	1	24
Q1 2023	0	0	8	0	0.5	0	3.5	12

Indicator Points

	OIS	OID	UOF	DPA	IAD	EEO	Civil Suits	Tort Claims	Vehicle Pursuits	On Duty Collision	TOTAL
Q4 2022	0	0	54	0	1	0	0	0	0	0	55
Q1 2023	0	0	24	0	0	0	0	0	0	0	24





Ingleside Station

Part 1 Violent Crimes & Part 1 Property Crimes Trailing 12 Mo (Apr 2022 – Mar 2023)

Part 1 Violent Crimes	540
Part 1 Property Crimes	3,542
TOTAL	4,082

Citywide Calls for Service (Apr 2022 – Mar 2023)

Calls for Service	8.7%
-------------------	------



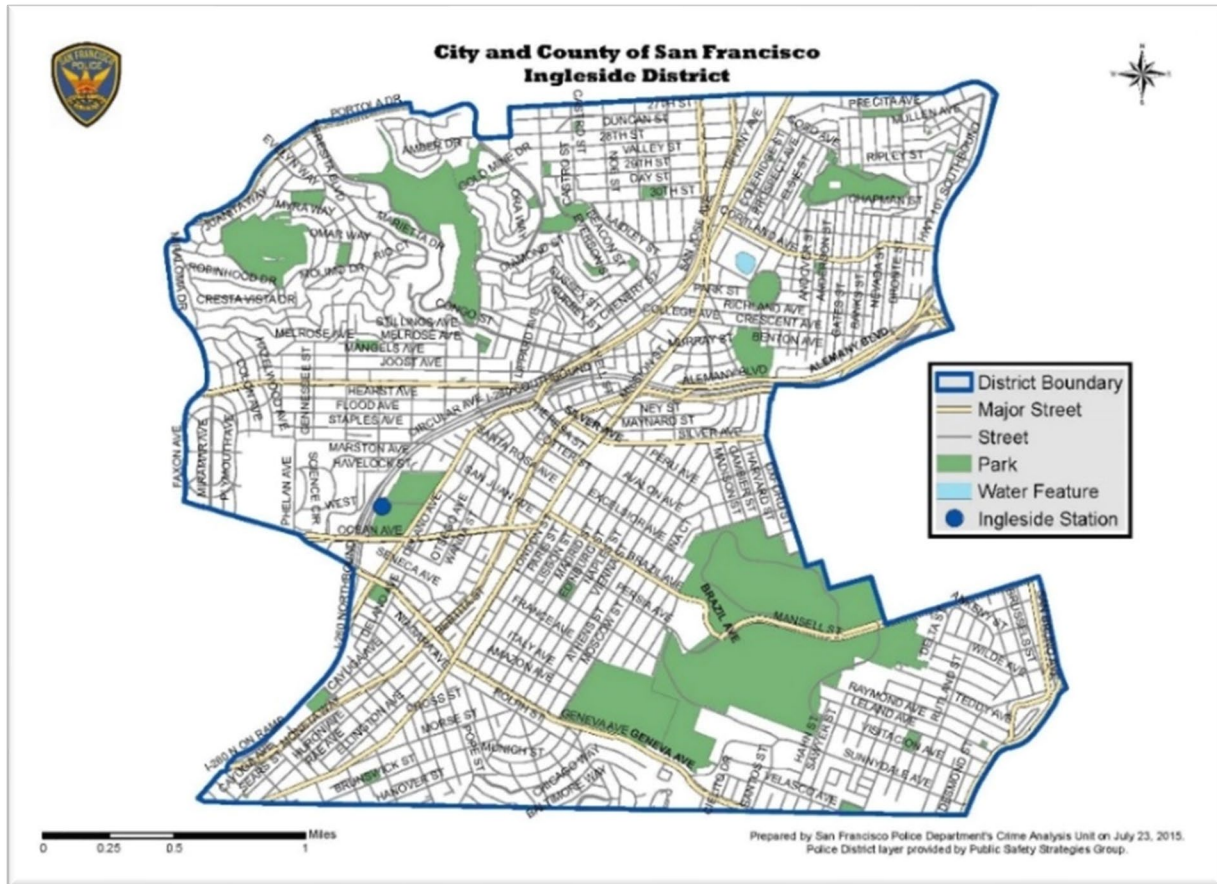
Captain Derrick Lew

EIS Alerts

	OIS	OID	3+ UOF	3+ DPA	Any 5	4+ DPA	Any 6	TOTAL
Q4 2022	0	0	60.5	0	11	0	3.5	75
Q1 2023	0	0	10.5	0	7	0	7	24.5

Indicator Points

	OIS	OID	UOF	DPA	IAD	EEO	Civil Suits	Tort Claims	Vehicle Pursuits	On Duty Collision	TOTAL
Q4 2022	0	0	139	0	0	0	0	0	0	0	139
Q1 2023	0	0	36	0	4	0	0	1	0	0	41





Taraval Station

Part 1 Violent Crimes & Part 1 Property Crimes Trailing 12 Mo (Apr 2022 – Mar 2023)

Part 1 Violent Crimes	267
Part 1 Property Crimes	3,883
TOTAL	4,150

Citywide Calls for Service (Apr 2022 – Mar 2023)

Calls for Service	7.9%
-------------------	------



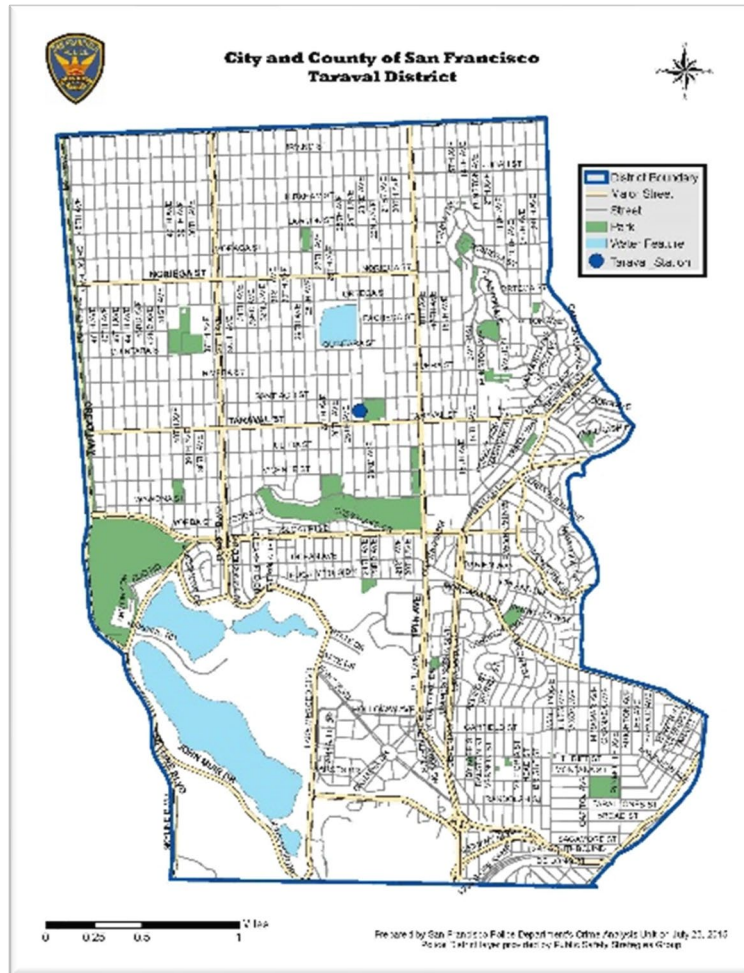
EIS Alerts

	OIS	OID	3+ UOF	3+ DPA	Any 5	4+ DPA	Any 6	TOTAL
Q4 2022	0	0	22	0	4	0	2	28
Q1 2023	0	0	4	0	3.5	0	2	9.5

Captain Robert Yick

Indicator Points

	OIS	OID	UOF	DPA	IAD	EEO	Civil Suits	Tort Claims	Vehicle Pursuits	On Duty Collision	TOTAL
Q4 2022	0	0	56	0	0	0	0	1	0	0	57
Q1 2023	0	0	15	0	1	0	0	0	0	0	16





Tenderloin Station

Part 1 Violent Crimes & Part 1 Property Crimes Trailing 12 Mo (Apr 2022 – Mar 2023)

Part 1 Violent Crimes	864
Part 1 Property Crimes	2,268
TOTAL	3,132

Citywide Calls for Service (Apr 2022 – Mar 2023)

Calls for Service	13.3%
-------------------	-------

EIS Alerts

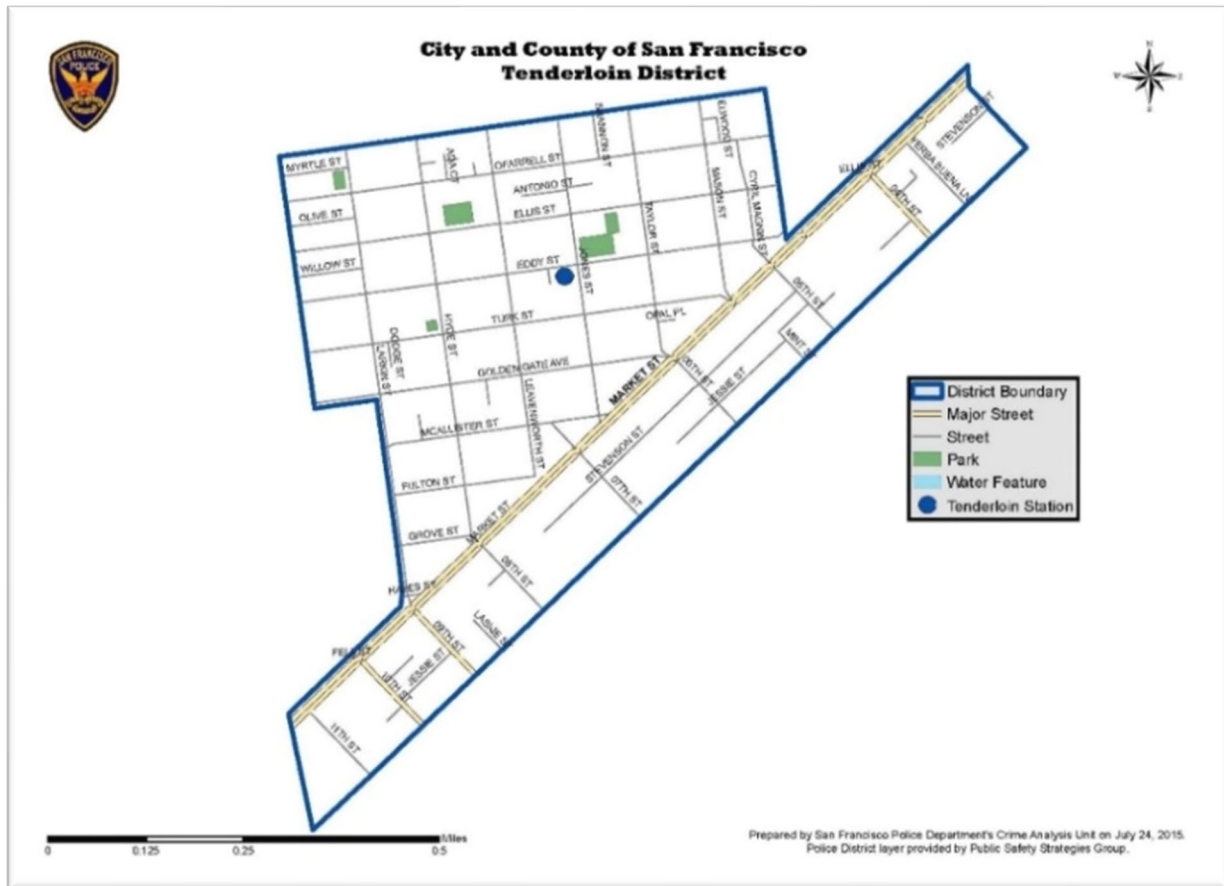
	OIS	OID	3+ UOF	3+ DPA	Any 5	4+ DPA	Any 6	TOTAL
Q4 2022	0	0	107	0	16.5	0	1.83	125.33
Q1 2023	0	0	30	0	13.5	0	19.5	63



Captain Sergio Chin

Indicator Points

	OIS	OID	UOF	DPA	IAD	EEO	Civil Suits	Tort Claims	Vehicle Pursuits	On Duty Collision	TOTAL
Q4 2022	0	0	249	0	1	0	0	2	0	1	253
Q1 2023	0	0	82	0	6	0	0	4	0	1	93





Airport Bureau



Captain Jason Sawyer
Patrol



Captain Alexa O'Brien
Traffic



Captain Timothy Falvey
Administration

AFOB

Airport Field Operations

Airport Field Operations works closely with San Mateo Sheriff's Office, United States Customs and Border Patrol, Federal Bureau of Investigations, United States Secret Service, US Federal Air Marshals and other regional local, state and federal law enforcement agencies.

EIS Alerts

	OIS	OID	3+ UOF	3+ DPA	Any 5	4+ DPA	Any 6	TOTAL
Q4 2022	0	0	6	0	2	0	0	8
Q1 2023	0	0	0	0	0	0	0	0

Indicator Points

	OIS	OID	UOF	DPA	IAD	EEO	Civil Suits	Tort Claims	Vehicle Pursuits	On-Duty Collision	TOTAL
Q4 2022	0	0	33	0	1	0	0	0	0	1	35
Q1 2023	0	0	3	0	0	0	0	0	0	1	4

**AIRP****Airport Bureau**

Airport Bureau members perform patrols on foot, bicycle, and Segway; Motorized patrols by car or motorcycle; K-9 patrols and explosives detection; traffic collision investigations; traffic control; security for dignitaries; cargo theft abatement.

EIS Alerts

	OIS	OID	3+ UOF	3+ DPA	Any 5	4+ DPA	Any 6	TOTAL
Q4 2022	0	0	0	0	0	0	0	0
Q1 2023	0	0	0	0	0	0	0	0

Indicator Points

	OIS	OID	UOF	DPA	IAD	EEO	Civil Suits	Tort Claims	Vehicle Pursuits	On-Duty Collision	TOTAL
Q4 2022	0	0	0	0	0	0	0	0	0	0	0
Q1 2023	0	0	1	0	0	0	0	0	0	0	1

ADMN**Airport Administration**

The Airport Administration works closely with the San Francisco International Airport Administration, Transportation Security Administration, Federal Aviation Administration, and other regional local, state and federal law enforcement agencies.

EIS Alerts

	OIS	OID	3+ UOF	3+ DPA	Any 5	4+ DPA	Any 6	TOTAL
Q4 2022	0	0	0	0	0	0	0	0
Q1 2023	0	0	0	0	0	0	0	0

Indicator Points

	OIS	OID	UOF	DPA	IAD	EEO	Civil Suits	Tort Claims	Vehicle Pursuits	On-Duty Collision	TOTAL
Q4 2022	0	0	0	0	0	0	0	0	0	0	0
Q1 2023	0	0	0	0	0	0	0	0	0	0	0



Specialized Units/Details

BURG

Burglary

The Burglary Unit investigates: Violent, hot prowl burglaries; Burglaries involving a loss in excess of \$15k; a burglary series which includes multiple districts or jurisdictions; high-profile burglaries; burglaries where a firearm is taken; safe burglaries.

EIS Alerts

	OIS	OID	3+ UOF	3+ DPA	Any 5	4+ DPA	Any 6	TOTAL
Q4 2022	0	0	1	0	0	0	0	1
Q1 2023	0	0	0	0	0	0	0	0

Indicator Points

	OIS	OID	UOF	DPA	IAD	EEO	Civil Suits	Tort Claims	Vehicle Pursuits	On-Duty Collision	TOTAL
Q4 2022	0	0	4	0	0	0	0	0	0	0	4
Q1 2023	0	0	0	0	0	0	0	0	0	0	0

CED

Community Engagement Division

Officers assigned to CED proactively engage with the community through relationship building, events, forums, panel discussions, community events, and leading a variety of programs to benefit local youth. This unit also promotes community policing and community engagement in support of District Station activities.

EIS Alerts

	OIS	OID	3+ UOF	3+ DPA	Any 5	4+ DPA	Any 6	TOTAL
Q4 2022	0	0	1	0	0.5	0	0	1.5
Q1 2023	0	0	0	0	0	0	0	0

Indicator Points

	OIS	OID	UOF	DPA	IAD	EEO	Civil Suits	Tort Claims	Vehicle Pursuits	On-Duty Collision	TOTAL
Q4 2022	0	0	5	0	0	1	0	0	0	1	7
Q1 2023	0	0	0	0	0	0	0	0	0	0	0

CGIC

Crime Gun Investigative Center

Duties of an Investigator in this unit include: investigating firearms cases in partnership with the ATF for federal prosecution through the Triggerlock Program, present cases to the US Attorney's Office, testify before Federal grand jury, investigate NIBIN correlations, manage the Department's Gun Violence Restraining Order Program.

EIS Alerts

	OIS	OID	3+ UOF	3+ DPA	Any 5	4+ DPA	Any 6	TOTAL
Q4 2022	0	0	2	0	0	0	0	2
Q1 2023	0	0	1.5	0	2	0	1	4.5

Indicator Points

	OIS	OID	UOF	DPA	IAD	EEO	Civil Suits	Tort Claims	Vehicle Pursuits	On-Duty Collision	TOTAL
Q4 2022	0	0	2	0	0	0	0	0	0	0	2
Q1 2023	0	0	14	0	0	0	0	0	0	0	14

**CHIE****Chief's Office**

This Office provides administrative support to the Chief of Police, while effectively managing Media Relations and Risk Management (Internal Affairs, Legal, Professional Standards, and EEO).

EIS Alerts

	OIS	OID	3+ UOF	3+ DPA	Any 5	4+ DPA	Any 6	TOTAL
Q4 2022	0	0	0	0	0	0	0	0
Q1 2023	0	0	0	0	0	0	0	0

Indicator Points

	OIS	OID	UOF	DPA	IAD	EEO	Civil Suits	Tort Claims	Vehicle Pursuits	On-Duty Collision	TOTAL
Q4 2022	0	0	0	0	0	0	1	0	0	0	1
Q1 2023	0	0	0	0	0	0	1	0	0	0	1

CIS**Crime Information Services Unit**

This unit is comprised of the following sections:
 Property Control - Receive, store and maintain all evidence and found property in a secure facility;
 Permits - Process permit applications yearly and maintain files for permitted businesses;
 Report Management Section - Report processing, data storage, and report retrieval.

EIS Alerts

	OIS	OID	3+ UOF	3+ DPA	Any 5	4+ DPA	Any 6	TOTAL
Q4 2022	0	0	0	0	0	0	0	0
Q1 2023	0	0	0	0	0	0	0	0

Indicator Points

	OIS	OID	UOF	DPA	IAD	EEO	Civil Suits	Tort Claims	Vehicle Pursuits	On-Duty Collision	TOTAL
Q4 2022	0	0	0	0	0	0	0	0	0	0	0
Q1 2023	0	0	0	0	0	2	0	0	0	0	2

CSI**Crime Scene Investigations**

A unit of highly trained members who respond to crime scenes and use forensics, technology and science to assist in the investigations and prosecution of criminal cases.

EIS Alerts

	OIS	OID	3+ UOF	3+ DPA	Any 5	4+ DPA	Any 6	TOTAL
Q4 2022	0	0	0	0	0	0	0	0
Q1 2023	0	0	0	0	0	0	0	0

Indicator Points

	OIS	OID	UOF	DPA	IAD	EEO	Civil Suits	Tort Claims	Vehicle Pursuits	On-Duty Collision	TOTAL
Q4 2022	0	0	1	0	0	0	0	0	0	0	1
Q1 2023	0	0	0	0	1	0	0	0	0	0	1



CVRT Community Violence Reduction Team

The goal of CVRT is to reduce gun violence while reducing recidivism and building trust between the department and impacted communities. CVRT will focus on intelligence gathering, analysis and proactive investigations to prevent and reduce shootings. CVRT also collaborates with justice partners, intervention partners and community stakeholders.

EIS Alerts

	OIS	OID	3+ UOF	3+ DPA	Any 5	4+ DPA	Any 6	TOTAL
Q4 2022	0	0	0	0	0	0	0	0
Q1 2023	0	0	0	0	0	0	0	0

Indicator Points

	OIS	OID	UOF	DPA	IAD	EEO	Civil Suits	Tort Claims	Vehicle Pursuits	On-Duty Collision	TOTAL
Q4 2022	0	0	2	0	0	0	1	0	0	0	3
Q1 2023	0	0	3	0	0	0	1	0	0	0	4

FOB Field Operations Bureau

Oversees District Station personnel and is responsible for the command of patrol operations. FOB is responsible for special deployments based on the needs of the department.

EIS Alerts

	OIS	OID	3+ UOF	3+ DPA	Any 5	4+ DPA	Any 6	TOTAL
Q4 2022	0	0	0	0	0	0	0	0
Q1 2023	0	0	0	0	0	0	0	0

Indicator Points

	OIS	OID	UOF	DPA	IAD	EEO	Civil Suits	Tort Claims	Vehicle Pursuits	On-Duty Collision	TOTAL
Q4 2022	0	0	0	0	0	0	0	0	0	1	1
Q1 2023	0	0	1	0	2	0	0	0	0	0	3

GENE General Work

This unit is responsible for the investigation of assaults, Estes robberies and felonious crimes against persons.

EIS Alerts

	OIS	OID	3+ UOF	3+ DPA	Any 5	4+ DPA	Any 6	TOTAL
Q4 2022	0	0	0	0	0	0	0	0
Q1 2023	0	0	0	0	0	0	0	0

Indicator Points

	OIS	OID	UOF	DPA	IAD	EEO	Civil Suits	Tort Claims	Vehicle Pursuits	On-Duty Collision	TOTAL
Q4 2022	0	0	1	0	0	0	0	0	0	0	1
Q1 2023	0	0	1	0	0	0	0	0	0	0	1



HOMI

Homicide

This unit is responsible for the investigation of homicides and suspicious deaths. Investigators manage crime scenes, follow up on leads and coordinate complex investigations of serious incidents.

EIS Alerts

	OIS	OID	3+ UOF	3+ DPA	Any 5	4+ DPA	Any 6	TOTAL
Q4 2022	0	0	0	0	0	0	0	0
Q1 2023	0	0	0	0	0	0	0	0

Indicator Points

	OIS	OID	UOF	DPA	IAD	EEO	Civil Suits	Tort Claims	Vehicle Pursuits	On-Duty Collision	TOTAL
Q4 2022	0	0	1	0	0	0	0	0	0	1	2
Q1 2023	0	0	0	0	0	0	0	0	0	0	0

HSU

Homeland Security Unit

The HSU enhances the Department's efforts to protect our city's critical infrastructure and key resources, prepares for natural and man-made disasters, and supports on-going efforts against terrorism.

EIS Alerts

	OIS	OID	3+ UOF	3+ DPA	Any 5	4+ DPA	Any 6	TOTAL
Q4 2022	0	0	0	0	0	0	0	0
Q1 2023	0	0	0	0	0	0	0	0

Indicator Points

	OIS	OID	UOF	DPA	IAD	EEO	Civil Suits	Tort Claims	Vehicle Pursuits	On-Duty Collision	TOTAL
Q4 2022	0	0	2	0	0	0	0	0	0	0	2
Q1 2023	0	0	0	0	0	0	0	0	0	0	0

MTA

Traffic Enforcement

This unit is comprised of motorcycle officers who specialize in traffic enforcement, traffic control, vehicle escorts and major collision investigations.

EIS Alerts

	OIS	OID	3+ UOF	3+ DPA	Any 5	4+ DPA	Any 6	TOTAL
Q4 2022	0	0	0	0	0	0	0	0
Q1 2023	0	0	1	0	0	0	0	1

Indicator Points

	OIS	OID	UOF	DPA	IAD	EEO	Civil Suits	Tort Claims	Vehicle Pursuits	On-Duty Collision	TOTAL
Q4 2022	0	0	3	0	0	0	0	1	0	1	5
Q1 2023	0	0	3	0	1	0	0	2	0	0	6

**NARC****Narcotics**

This unit proactively investigates and arrests narcotic traffickers and those involved in narcotic trafficking organizations. Members of this unit frequently interact with district station personnel, providing a forum for the citizens of San Francisco regarding their narcotic complaints.

EIS Alerts

	OIS	OID	3+ UOF	3+ DPA	Any 5	4+ DPA	Any 6	TOTAL
Q4 2022	0	0	5	0	1	0	0	6
Q1 2023	0	0	0	0	1	0	0	1

Indicator Points

	OIS	OID	UOF	DPA	IAD	EEO	Civil Suits	Tort Claims	Vehicle Pursuits	On-Duty Collision	TOTAL
Q4 2022	0	0	5	0	1	0	0	6	0	0	11
Q1 2023	0	0	0	0	1	0	0	1	0	0	3

NIGH**Night Investigations**

This unit conducts proactive enforcement operations, provides technical assistance and serves as a resource to investigative units within the department along with investigating a variety of cases themselves.

EIS Alerts

	OIS	OID	3+ UOF	3+ DPA	Any 5	4+ DPA	Any 6	TOTAL
Q4 2022	0	0	0	0	0	0	0.5	0.5
Q1 2023	0	0	0	0	0	0	0	0

Indicator Points

	OIS	OID	UOF	DPA	IAD	EEO	Civil Suits	Tort Claims	Vehicle Pursuits	On-Duty Collision	TOTAL
Q4 2022	0	0	3	0	0	0	0	0	0	0	3
Q1 2023	0	0	0	0	0	0	0	0	0	0	0

PROF**Professional Standards**

This unit plays an important role in helping the Department increase transparency and accountability in order to better serve the community. Members of this unit work with the community stakeholders and City leaders in assembling ideas and assisting in implementing those ideas into police policy.

EIS Alerts

	OIS	OID	3+ UOF	3+ DPA	Any 5	4+ DPA	Any 6	TOTAL
Q4 2022	0	0	0	0	0	0	0	0
Q1 2023	0	0	0	0	0	0	0	0

Indicator Points

	OIS	OID	UOF	DPA	IAD	EEO	Civil Suits	Tort Claims	Vehicle Pursuits	On-Duty Collision	TOTAL
Q4 2022	0	0	0	0	1	0	0	0	0	0	1
Q1 2023	0	0	0	0	0	0	0	0	0	0	0

**RISK Risk Management Office**

The Risk Management Office (RMO) consists of the Internal Affairs Division, Investigative Services Detail, the Legal Division, the EEO Unit in the SFPD, the BWC Unit, SB1421 Unit and the Early Intervention System. RMO investigates cases that involve officer misconduct and officer-involved shootings.

EIS Alerts

	OIS	OID	3+ UOF	3+ DPA	Any 5	4+ DPA	Any 6	TOTAL
Q4 2022	0	0	0	0	0	0	0	0
Q1 2023	0	0	0	0	0	0	0	0

Indicator Points

	OIS	OID	UOF	DPA	IAD	EEO	Civil Suits	Tort Claims	Vehicle Pursuits	On-Duty Collision	TOTAL
Q4 2022	0	0	1	0	0	0	0	0	0	0	1
Q1 2023	0	0	0	0	0	0	0	0	0	0	0

ROBB Robbery

The Robbery Unit investigates: bank robberies, armored transport robberies, armed takeover robberies, home invasions, carjacking, robberies where hostages are taken, robberies where the victim(s) is seriously injured as a result of a shooting, stabbing, or physical assault, robberies involving a loss in excess of \$10k, any robbery series, and high-profile robberies.

EIS Alerts

	OIS	OID	3+ UOF	3+ DPA	Any 5	4+ DPA	Any 6	TOTAL
Q4 2022	0	0	0	0	0	0	0	0
Q1 2023	0	0	0	0	0	0	1	1

Indicator Points

	OIS	OID	UOF	DPA	IAD	EEO	Civil Suits	Tort Claims	Vehicle Pursuits	On-Duty Collision	TOTAL
Q4 2022	0	0	3	0	1	0	0	3	0	0	7
Q1 2023	0	0	1	0	0	0	0	1	0	0	2

SID Special Investigations Division

This division is comprised of the following units that utilize special training and skills to accomplish tasks that include complex, sensitive and confidential criminal investigations: Arson, Bomb Investigations and Dignitary Protection.

EIS Alerts

	OIS	OID	3+ UOF	3+ DPA	Any 5	4+ DPA	Any 6	TOTAL
Q4 2022	0	0	0	0	0	0	0	0
Q1 2023	0	0	0	0	0	0	0	0

Indicator Points

	OIS	OID	UOF	DPA	IAD	EEO	Civil Suits	Tort Claims	Vehicle Pursuits	On-Duty Collision	TOTAL
Q4 2022	0	0	2	0	0	0	0	0	0	0	2
Q1 2023	0	0	2	0	0	0	0	0	0	0	2

**SVU****Special Victims Unit**

Special Victims Unit investigates the following crimes: Child Abuse, Domestic Violence, Elder Abuse, Financial Crimes, Human Trafficking, Internet Crimes Against Children, Stalking & the Sex Offender Unit.

EIS Alerts

	OIS	OID	3+ UOF	3+ DPA	Any 5	4+ DPA	Any 6	TOTAL
Q4 2022	0	0	0	0	0	0	0	0
Q1 2023	0	0	0	0	0	0	0	0

Indicator Points

	OIS	OID	UOF	DPA	IAD	EEO	Civil Suits	Tort Claims	Vehicle Pursuits	On-Duty Collision	TOTAL
Q4 2022	0	0	2	0	0	0	0	0	0	0	2
Q1 2023	0	0	0	0	0	0	0	0	0	0	0

STAF**Staff Services**

This Division is comprised of six units: Personnel, Payroll, Medical Liaison, Background Investigations, Police Physician and ADA Coordinator.

EIS Alerts

	OIS	OID	3+ UOF	3+ DPA	Any 5	4+ DPA	Any 6	TOTAL
Q4 2022	0	0	0	0	0	0	0	0
Q1 2023	0	0	0	0	0	0	0	0

Indicator Points

	OIS	OID	UOF	DPA	IAD	EEO	Civil Suits	Tort Claims	Vehicle Pursuits	On-Duty Collision	TOTAL
Q4 2022	0	0	0	0	1	0	0	0	0	0	1
Q1 2023	0	0	0	0	0	0	0	0	0	0	0

TACT**Tactical/SWAT**

Tactical/SWAT is a unit made up of members who are highly trained and specialize in weapons and tactics. They are utilized during critical incidents where there is a potential of violence, assist with the execution of search and arrest warrants and other high-risk calls for service. This unit also includes our Honda (motorcycles), Explosive Ordinance Disposal, and K-9 units.

EIS Alerts

	OIS	OID	3+ UOF	3+ DPA	Any 5	4+ DPA	Any 6	TOTAL
Q4 2022	0	0	9	0	2	0	1	12
Q1 2023	0	0	5	0	0	0	0	5

Indicator Points

	OIS	OID	UOF	DPA	IAD	EEO	Civil Suits	Tort Claims	Vehicle Pursuits	On-Duty Collision	TOTAL
Q4 2022	0	0	38	0	0	0	0	0	0	0	38
Q1 2023	0	0	13	0	0	0	0	1	0	0	14

**UNKNOWN****Unknown**

Incident dates are unknown or predate a member's employment with SFPD when an incident occurred. The unknown incident dates may be caused by a clerical error or the data was simply not collected.

EIS Alerts

	OIS	OID	3+ UOF	3+ DPA	Any 5	4+ DPA	Any 6	TOTAL
Q4 2022	0	0	0	0	0	0	0	0
Q1 2023	0	0	0	0	0	0	0	0

Indicator Points

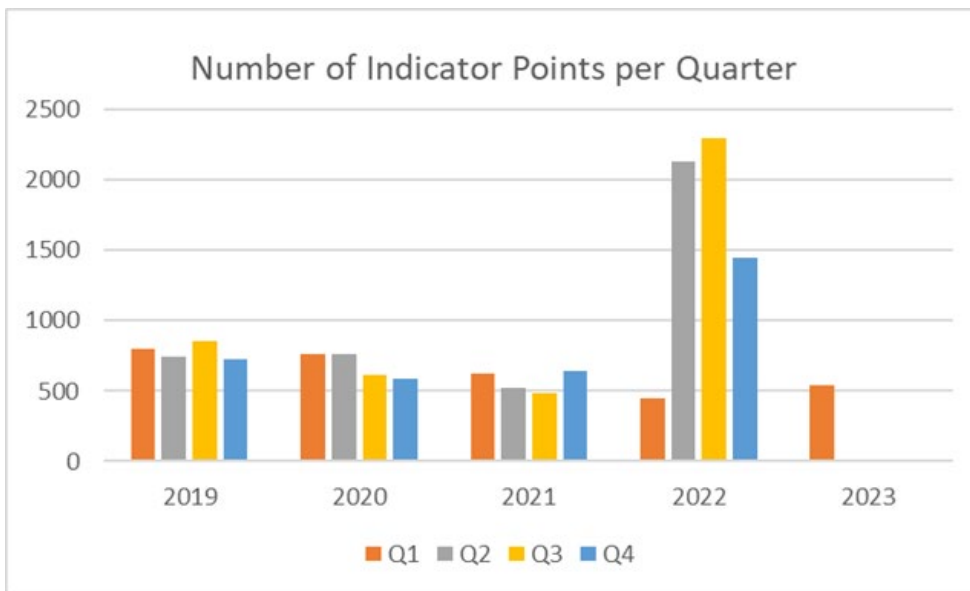
	OIS	OID	UOF	DPA	IAD	EEO	Civil Suits	Tort Claims	Vehicle Pursuits	On-Duty Collision	TOTAL
Q4 2022	0	0	0	0	1	0	0	0	0	0	1
Q1 2023	0	0	0	0	4	0	0	0	0	0	4



Comprehensive Data

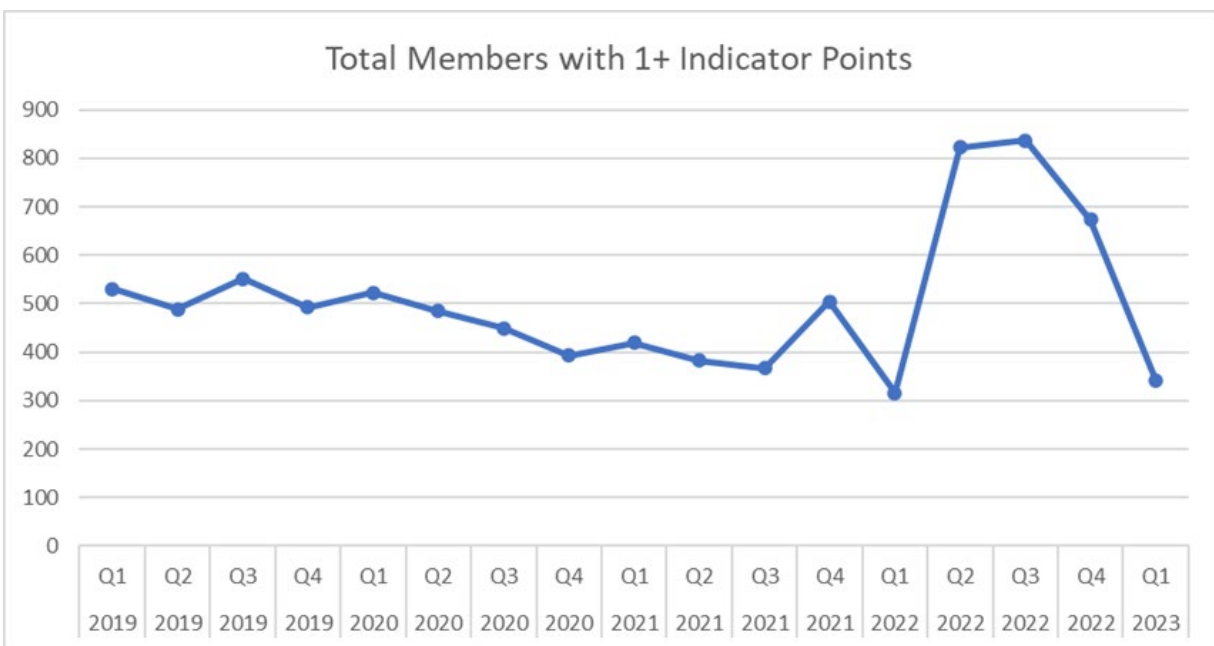
Number of Indicator Points per Quarter					
Year	Q1	Q2	Q3	Q4	Total
2019	802	740	858	726	3,126
2020	767	764	612	586	2,729
2021	626	522	482	641	2,271
2022	447	2,131	2,299	1,447	6,324
2023	544	-	-	-	544

Number of Members		
Year	Quarter	Sworn Members
2018	1	2,307
	2	2,293
	3	2,328
	4	2,330
2019	1	2,318
	2	2,287
	3	2,282
	4	2,284
2020	1	2,296
	2	2,269
	3	2,250
	4	2,233
2021	1	2,211
	2	2,180
	3	2,119
	4	2,104
2022	1	2,047
	2	1,987
	3	1,959
	4	1,942
2023	1	1,909



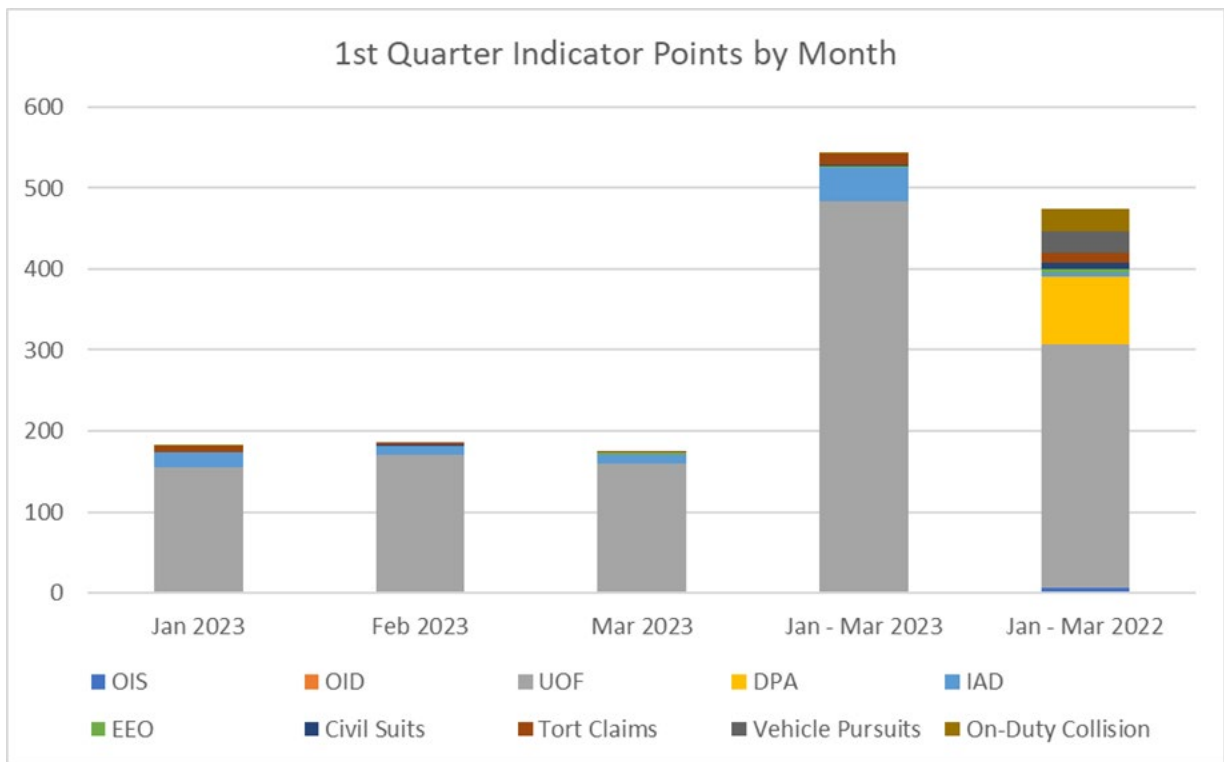


Indicator Points per Member												
Year	Quarter	0	1	2	3	4	5	6	7	8	9+	Total Members with 1+ Indicator Points
2019	1	1787	358	106	51	9	3	1	2	1	0	531
	2	1799	321	112	31	20	3	0	1	0	0	488
	3	1731	362	113	47	19	7	3	0	0	0	551
	4	1791	336	107	33	10	5	2	0	0	0	493
2020	1	1773	366	102	38	11	2	0	3	0	1	523
	2	1785	321	106	29	15	7	3	0	0	3	484
	3	1801	349	67	22	5	2	3	0	0	1	449
	4	1840	273	82	22	9	5	1	0	0	1	393
2021	1	1792	287	90	29	10	0	2	1	0	0	419
	2	1797	286	66	27	2	1	1	0	0	0	383
	3	1752	273	74	17	3	0	0	0	0	0	367
	4	1600	409	69	17	4	3	2	0	0	0	504
2022	1	1731	229	63	13	7	2	1	1	0	0	316
	2	1165	343	159	129	68	41	37	19	13	13	822
	3	1122	312	182	129	81	48	32	15	16	22	837
	4	1262	306	170	87	63	34	9	1	1	2	673
2023	1	1568	212	83	29	11	2	3	1	0	0	341
	2											
	3											
	4											





1 st Quarter 2023 Indicator Points by Month											
	OIS	OID	UOF	DPA	IAD	EEO	Civil Suits	Tort Claims	Vehicle Pursuits	On-Duty Collision	Total
Jan 2023	0	0	155	0	18	0	0	8	0	2	183
Feb 2023	0	0	170	0	11	0	2	3	0	0	186
Mar 2023	0	0	159	0	12	2	0	2	0	0	175
Jan - Mar 2023	0	0	484	0	41	2	2	13	0	2	544
Jan - Mar 2022	6	1	300	84	4	5	7	13	27	28	475

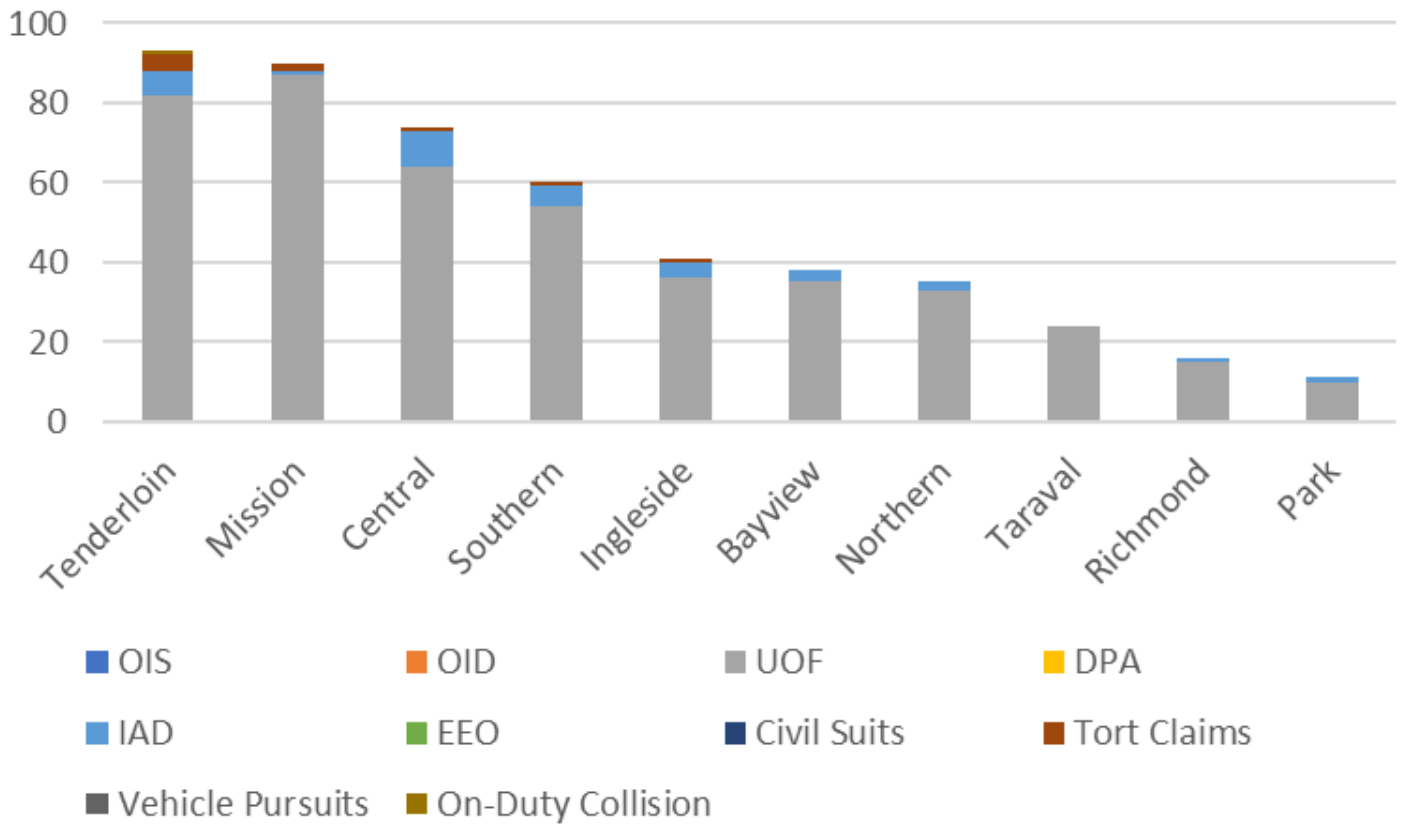




1st Quarter 2023 Indicator Points by Station

	OIS	OID	UOF	DPA	IAD	EEO	Civil Suits	Tort Claims	Vehicle Pursuits	On-Duty Collision	Total
Tenderloin	0	0	82	0	6	0	0	4	0	1	93
Mission	0	0	87	0	1	0	0	2	0	0	90
Central	0	0	64	0	9	0	0	1	0	0	74
Southern	0	0	54	0	5	0	0	1	0	0	60
Ingleside	0	0	36	0	4	0	0	1	0	0	41
Bayview	0	0	35	0	3	0	0	0	0	0	38
Northern	0	0	33	0	2	0	0	0	0	0	35
Taraval	0	0	24	0	0	0	0	0	0	0	24
Richmond	0	0	15	0	1	0	0	0	0	0	16
Park	0	0	10	0	1	0	0	0	0	0	11
Total	0	0	440	0	32	0	0	9	0	1	482

1st Quarter Indicator Points by Station





1st Quarter 2023 Indicator Points by Unit

	OIS	OID	UOF	DPA	IAD	EEO	Civil Suits	Tort Claims	Vehicle Pursuits	On-Duty Collision	Total
TACT	0	0	13	0	0	0	0	1	0	0	14
CGIC	0	0	14	0	0	0	0	0	0	0	14
MTA	0	0	3	0	1	0	0	1	0	0	5
AFOB	0	0	3	0	0	0	0	0	0	1	4
UNK	0	0	0	0	4	0	0	0	0	0	4
NARC	0	0	2	0	1	0	0	0	0	0	3
FOB	0	0	1	0	2	0	0	0	0	0	3
CVRT	0	0	3	0	0	0	1	0	0	0	4
CIS	0	0	0	0	0	2	0	0	0	0	2
SID	0	0	2	0	0	0	0	0	0	0	2
ROBB	0	0	1	0	0	0	0	1	0	0	2
CSI	0	0	0	0	1	0	0	0	0	0	1
CHIE	0	0	0	0	0	0	1	0	0	0	1
MUNI	0	0	0	0	0	0	0	1	0	0	1
AIRP	0	0	1	0	0	0	0	0	0	0	1
GENE	0	0	1	0	0	0	0	0	0	0	1
Total	0	0	44	0	9	2	2	4	0	1	62

1st Quarter Indicator Points by Unit/Detail

